



Gun Facts

Version 4.2

Copyright Guy Smith, 2007

Table of Contents

Introduction	v
Acknowledgements	vi
Concealed carry laws and weapons	1
Myth: Concealed carry laws increase crime	1
Myth: People with concealed weapons permits will commit crimes.....	2
Myth: Texas CCW holders are arrested 66% more often.....	3
Myth: CCWs will lead to mass public shootings.....	4
Myth: People do not need concealable weapons	4
Myth: Police are against concealed carrying by citizens.....	4
Ballistic “fingerprinting”	6
Myth: Every firearm leaves a unique "fingerprint" that can pinpoint the firearm used	6
Myth: A database of ballistic profiles will allow police to trace gun crimes	6
Myth: Ballistic imaging is used in Maryland and New York and solves many crimes.....	7
Myth: A ballistic database is inexpensive to create/maintain.....	7
Myth: Police want a ballistic database.....	7
Microstamping	9
Myth: Independent testing by forensic technologists shows the technology is reliable	9
Myth: Filing the firing pin will make the gun inoperable.....	9
Myth: The cost per firearm will be cheap.....	9
Myth: The numbers will let police find the gun’s owner	9
Licensing and registration	10
Myth: Other countries register guns to fight crime.....	10
Myth: Gun registration works.....	10
Myth: Gun registration will help police find suspects.....	11
Myth: Registration does not lead to confiscation	11
Myth: Licensing will keep bad people from obtaining or using guns	12
Myth: Guns from the U.S. create crime in other countries.....	13
.50-Caliber rifles	14
Myth: .50-calibers are the favorite weapon of terrorists.....	14
Myth: American gun makers sold .50-calibers to terrorists.....	14
Myth: .50-caliber shooters are terrorists in training	14
Myth: The Founding Fathers would have had no use for a .50-caliber rifle	14
Myth: .50-calibers are capable of piercing airline fuel tanks from a mile away	14
Myth: .50-caliber bullets can penetrate concrete bunkers	15
Myth: .50-caliber rounds can pierce light armor at 4 miles.....	15
Myth: .50-caliber rifles can knock a helicopter from the sky.....	15
Myth: .50-caliber guns are for snipers	15
The availability of guns	16
Myth: The availability of guns causes crime	16

Myth: Gun availability is what is causing school shootings.....	17
Myth: Gun ownership is linked to higher homicide rates.....	18
Myth: Handguns are 43 times more likely to kill a family member than a criminal.....	18
Myth: More gun retailers lead to more gun violence.....	19
Myth: Females are three times more likely to be murdered when a gun is in the home	19
Myth: 58% of murder victims are killed by either relatives or acquaintances	20
Myth: Guns in poor communities cause many deaths	20
Children and guns.....	22
Myth: 13 children are killed each day by guns.....	22
Myth: School yard shootings are an epidemic.....	23
Myth: Trigger locks will keep children from accidentally shooting themselves.....	23
Myth: More than 1,300 children commit suicide with guns.....	24
Myth: Guns in America spark youth violence	25
Myth: Stricter gun control laws could have prevented the Columbine massacre.....	25
Myth: Children should be kept away from guns for their own safety	25
Myth: More children are hurt with guns than by any other means.....	26
Myth: If it saves the life of one child, it is worth it	27
Assault Weapons	28
Myth: Assault weapons are a serious problem in the U.S.	28
Myth: One out of five police officers killed are killed with assault weapons	29
Myth: Assault weapons are favored by criminals.....	29
Myth: Assault weapons can be easily converted to machine guns	30
Myth: Assault weapons are used in 16% of homicides	30
Myth: The 1994 (former) Federal Assault Weapons Ban was effective	30
Myth: Nobody needs an assault weapon.....	31
Accidental deaths	33
Myth: Accidental gun fatalities are a serious problem	33
Myth: Handguns are unsafe and cause accidents.....	34
Myth: Innocent bystanders are often killed by guns.....	34
Myth: Citizens are too incompetent to use guns for protection.....	34
Myth: Gun accidents are flooding emergency rooms.....	35
Myth: "Junk" guns are dangerous and should be banned	35
Myth: Guns should be made to conform to product liability laws	35
Government, gun laws, and social costs.....	36
Myth: Gun control reduces crime	36
Myth: Guns should be registered and licensed like cars.....	37
Myth: The Brady Bill caused a decrease in gun homicides.....	38
Myth: Gun laws are being enforced.....	38
Myth: Federal gun crime prosecutions increased 25%	39
Myth: The social cost of gun violence is enormous	39
Myth: The social cost of gun violence is \$20-100 billion	40
Myth: Gun “buy back” programs get guns off the streets	40
Myth: Closing down “kitchen table” gun dealers will reduce guns on the street.....	41
Myth: Only the government should have guns.....	41

Myth: “Safe storage” laws protect people	41
Crime and guns	43
Myth: Guns are not a good deterrent to crime	43
Myth: Guns are often used to commit violent crimes.....	44
Myth: High capacity, semi-automatics are preferred by criminals.....	45
Myth: Banning “Saturday Night Specials” reduces crime.....	45
Myth: Criminals prefer "Saturday Night Specials"	45
Myth: Gun shows are supermarkets for criminals	45
Myth: 25-50% of the vendors at most gun shows are “unlicensed dealers”.....	46
Myth: Prison isn't the answer to crime control	46
Myth: Waiting periods prevent rash crimes and reduce violent crime rates	47
Myth: Gun makers are selling plastic guns that slip through metal detectors	47
Myth: Machine guns are favored by criminals	48
Guns and crime prevention.....	49
Myth: Private ownership of guns is not effective in preventing crime.....	49
Myth: Only police should have guns	49
Myth: You are more likely to be injured or killed using a gun for self-defense	50
Myth: Guns are not effective in preventing crime against women.....	50
Guns in other countries	52
Myth: Countries with strict gun control have less crime	52
Myth: Britain has strict gun control and a low crime rate	54
Myth: Gun control in Australia is curbing crime.....	56
Myth: Japan has strict gun control and a less violent society.....	57
Myth: Gun bans elsewhere work	57
Myth: The United States has the highest violence rate because of lax gun control	57
Police and guns	58
Myth: Police favor gun control.....	58
Myth: Police are our protection - people don't need guns	58
Myth: The supply of guns is a danger to law enforcement.....	59
Myth: “Cop Killer” bullets need to be banned	59
Myth: Teflon bullets are designed to penetrate police bullet-proof vests.....	59
Assorted myths	60
Myth: The Brady Campaign has a good ranking system of state gun control laws.	60
Myth: High capacity guns lead to more deadly shootings.....	60
Myth: The “powerful gun industry” stops all gun control legislation	60
Myth: Access to guns increases the risk of suicide	61
The Second Amendment.....	62
Myth: The Second Amendment is a collective right, not an individual right.....	62
Myth: The "militia" clause is to arm the National Guard	63
Myth: The Supreme Court ruled the Second Amendment is not an individual right	64
Myth: U.S. v. Cruikshank denied an individual right to bear arms	65
Myth: U.S. v. Miller said that the Second Amendment is not an individual right	65
Summary of various court decisions concerning gun rights.....	66

Gun owners and public opinion.....	69
Myth: Gun owners are a tiny minority.....	69
Myth: People do not believe that the 2 nd Amendment is an individual right.....	69
Myth: More and more Americans support stricter gun control	69
Myth: Most Americans favor gun control	69
Famous gun grabbers	72
Politicians.....	72
Anti-freedom political activists	74
The media	77
The media in general.....	78
The American government	78
Pro-Gun Quotes.....	80
Thoughts on gun confiscation	85
Serious questions to ask yourself.....	85
Miscellaneous statistics	86
Miscellaneous information	86
British crime statistics.....	86
Origin of the 2 nd Amendment	87

INTRODUCTION

Purpose

The goal of *Gun Facts* is to provide a quick reference guide for civil libertarians on gun control issues. Use *Gun Facts* when composing arguments for debates, letters to editors, email to your representatives, and statements to the media.

The issue *Gun Facts* addresses is the lack of intellectual honesty by gun control advocates. Over many decades they have presented information to the media and the public that is at best inaccurate, and at worst fraudulent. *Gun Facts* is dedicated to debunking gun control myths and providing citable evidence.

Common gun control myths are listed in the pages that follow. For each myth, one or more facts are presented to refute the gun control claim, and the source of the information is fully cited.

Copyright information

This work is the copyrighted property of Guy Smith, Alameda, California. All rights are reserved unless noted below.

The PDF version of this document may be freely distributed providing the document is not altered and that the source is always cited. "Reasonable use" laws apply, which basically means you can use any small section of the work without my prior consent. Written excerpts may be distributed as long as the URL 'www.gunfacts.info' is identified as the location where the full document may be obtained.

You are also allowed to print this document for your personal reference and/or for distribution without fee (i.e., you can't charge money for copies of *Gun Facts*). This means if you want to print copies for the media, elected officials, friends, etc. – you are free to do so. Any distribution in any format must include the entire work.

Questions, corrections and suggestions

If you need to communicate with the author, send e-mail to guy@GunFacts.info. Your corrections, comments, additions, and suggestions are welcomed and encouraged. When providing new information, please cite the original reference in detail – publication, title, author, date, etc. – this is essential.

Sources

All sources cited in this work are accurate to the best of my research. I use the most recent data I can easily find. If any more recent data is available (even if it weakens my arguments), I welcome receiving the same.

Contributions

I accept non-tax-exempt donations to pay for the software, hardware, paper, and ink used in composing, editing, and distributing *Gun Facts*. If you would like to help, drop by www.PayPal.com and send your donations to guy@GunFacts.info.

Printed copies

A printed copy of the current version of *Gun Facts* can be acquired online at <http://www.cafepress.com/gunfacts>

ACKNOWLEDGEMENTS

My sincere thanks go out to the following individuals or groups for their contributions to *Gun Facts*:

Jim Archer: Jim provided the domain www.GunFacts.info, so people can more easily find this work.

Shawn, Stephen, Sheral, Augustin, Mark, Ken, Sandra, and “Big Gay” Al: Who proofread this version of *Gun Facts* and thus obscured my own inabilities.

The Research Volunteers: Over 600 people have registered to help in researching topics and specific items. I cannot list every volunteer, so I thank you collectively.

Jason G.: For originally recommending the myth/fact approach, which has proven to be absolutely the right way to present this information.

Fact: When citizens are allowed to carry concealed weapons:

- Murder rates drop 8%
- Rape rates fall 5%
- Aggravated assaults drop 7%

Fact: More to the point, crime is significantly higher in states without right-to-carry laws⁴:

Fact: States that disallow concealed carry have violent crime rates 11% higher than national averages.⁵

Fact: Deaths and injuries from mass public shootings fall dramatically after right-to-carry concealed handgun laws are enacted. Between 1977 and 1995, the average death rate from mass shootings plummeted by up to 91% after such laws went into effect, and injuries dropped by over 80%.

Type of Crime	% Higher in Restrictive States
Robbery	105%
Murder	86%
Assault	82%
Violent Crime	81%
Auto theft	60%
Rape	25%

Myth: People with concealed weapons permits will commit crimes

Fact: The results for the first 30 states that passed “shall-issue” laws for concealed carry permits are similar. Here are some specific cases:

State	Permits issued	Revoked permits	% Revoked
Florida	551,000 ⁶	109	0.02%
Virginia	50,000 ⁷	0	0.00%
Arizona	63,000 ⁸	50	0.08%

Fact: People with concealed carry permits are:⁹

- 5.7 times less likely to be arrested for violent offenses than the general public
- 13.5 times less likely to be arrested for non-violent offenses than the general public

Fact: In Texas, citizens with concealed carry permits are 14 times less likely to commit a crime. They are also five times less likely to commit a violent crime.¹⁰

⁴ John Lott, David Mustard: This study involved county level crime statistics from *all* 3,054 counties in the U.S., from 1977 through 1992. During this time ten states adopted right-to-carry laws. It is estimated that if all states had adopted right-to-carry laws, in 1992 the US would have avoided 1,400 murders, 4,200 rapes, 12,000 robberies, 60,000 aggravated assaults – and saved over \$5,000,000,000 in victim expenses.

⁵ FBI, Uniform Crime Reports, 2004 - excludes Hawaii and Rhode Island - small populations and geographic isolation create other determinants to violent crime.

⁶ October 1987 through Jan 1999

⁷ 1995 – no follow-up data available

⁸ 1994 through 1998

⁹ William Sturdevant, unpublished study reported in August 2000 edition of America’s 1st Freedom

Fact: Even gun control organizations agree it is a non-problem, as in Texas – “because there haven’t been Wild West shootouts in the streets”.¹¹

Fact: Of 14,000 CCW licensees in Oregon, only 4 (0.03%) were convicted of the criminal (not necessarily violent) use or possession of a firearm.

Fact: In Florida, a state that has allowed concealed carry since late 1987, you are twice as likely to be attacked by an alligator as by a person with a concealed carry permit.¹²

Myth: Texas CCW holders are arrested 66% more often

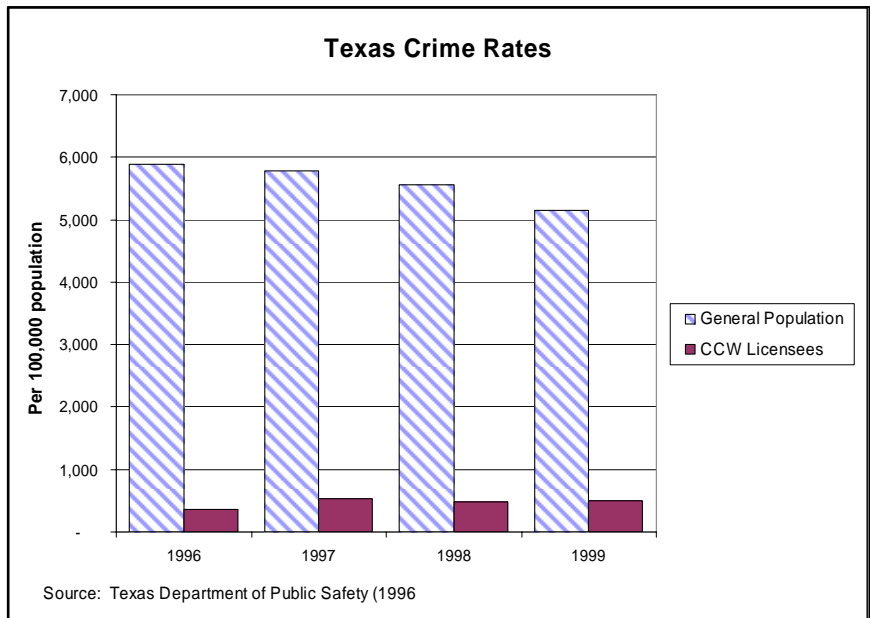
Fact: Most arrests cited are not any form of violent crime (includes bounced checks or tax delinquency).¹³

Fact: The VPC "study" only includes arrests, not convictions.

Fact: Many of these arrests in this premature VPC "study" came in the early years of Texas CCWs when the law was not understood by most of the law enforcement community or prosecutors.

Fact: Compared to the entire population, Texas CCW holders are about 7.6 times less likely to be arrested of a violent crime.¹⁴ The numbers breakdown as follows:

- 214,000 CCW holders¹⁵
- 526 (0.2%) felony arrests of CCW holders that have been adjudicated
- 100 (0.05%) felony convictions



¹⁰ Texas Department of Public Safety and the U.S. Census Bureau, reported in San Antonio Express-News, September, 2000

¹¹ Nina Butts, Texans Against Gun Violence, Dallas Morning News, August 10, 2000

¹² Florida Department of State, “Concealed Weapons/Firearms License Statistical Report”, 1998 – Florida Game and Fresh Water Fish Commission, December 1998

¹³ “Basis For Revocation Or Suspension Of Texas Concealed “, Texas Department of Public Safety, December 1, 1998

¹⁴ Texas Department of Corrections data, 1996-2000, compiled by the Texas State Rifle Association, www.tsra.com/arrests.htm

¹⁵ These are year 2000 records. As of 2005, the number of Texas concealed carry permit holders was 248,874.

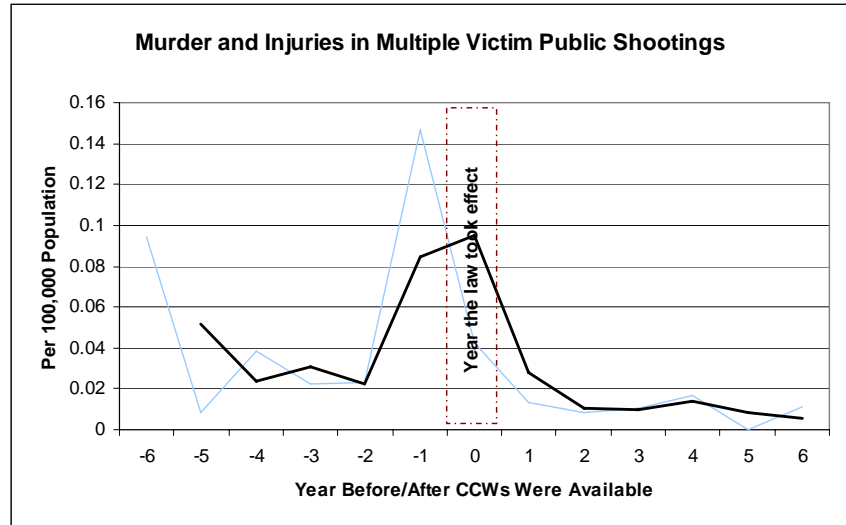
Fact: A different study concludes that the four year violent crime arrest rate for CCW holders is 128 per 100,000. For the general population, it is 710 per 100,000. In other words, CCW holders are 5.5 times less likely to commit a violent crime.¹⁶

Myth: CCWs will lead to mass public shootings

Fact: Multiple victim public shootings drop in states that pass shall-issue CCW legislation.¹⁷

Myth: People do not need concealable weapons

Fact: In 80% of gun defenses, the defender used a concealable handgun. A quarter of the gun defenses occurred in places away from the defender's home.¹⁸



Fact: 77% of all violent crime occurs in public places.¹⁹ This makes concealed carry necessary for almost all self-defense needs. But due to onerous laws forbidding concealed carry, only 26.8% of defensive gun uses occurred away from home.²⁰

Fact: Often, small weapons that are capable of being concealed are the only ones usable by people of small stature or with physical disabilities.

Fact: The average citizen doesn't need a Sport Utility Vehicle, but driving one is arguably safer than driving other vehicles. Similarly, carrying a concealable gun makes the owner – and his or her community – safer by providing protection not otherwise available.

Myth: Police are against concealed carrying by citizens

Fact: 66% of police chiefs believe that citizens carrying concealed firearms reduce rates of violent crime.²¹

¹⁶ "An Analysis Of The Arrest Rate Of Texas Concealed Handgun License Holders As Compared To The Arrest Rate Of The Entire Texas Population", William E. Sturdevant, September 1, 2000

¹⁷ Lott J, Landes W; "Multiple Victim Public Shootings, Bombings, and Right-to-Carry Concealed Handgun Laws: Contrasting Private and Public Law Enforcement"; University of Chicago – covers years 1977 to 1995

¹⁸ "Armed Resistance to Crime: The Prevalence and Nature of Self-Defense with a Gun," by Gary Kleck and Marc Gertz, in The Journal of Criminal Law & Criminology, Northwestern University School of Law, Volume 86, Number 1, Fall, 1995

¹⁹ U.S. Bureau of Justice Statistics, "Criminal Victimization in the United States", 1993

²⁰ Kleck and Gertz, National Self Defense Survey, 1995

²¹ National Association of Chiefs of Police, 17th Annual National Survey of Police Chiefs & Sheriffs, 2005

Fact: “All the horror stories I thought would come to pass didn’t happen ...I think it’s worked out well, and that says good things about the citizens who have permits. I’m a convert.”²²

Fact: “I ... [felt] that such legislation present[ed] a clear and present danger to law-abiding citizens by placing more handguns on our streets. Boy was I wrong. Our experience in Harris County, and indeed statewide, has proven my fears absolutely groundless”.²³

Fact: Explain this to the [Law Enforcement Alliance of America](#), [Second Amendment Police Department](#), and Law Enforcement for the Preservation of the Second Amendment, all of whom support shall-issue concealed carry laws.

²² Glenn White, president, Dallas Police Association, Dallas Morning News, December 23, 1997

²³ John B. Holmes, Harris County Texas district attorney, Dallas Morning News, December 23, 1997

BALLISTIC “FINGERPRINTING”

Myth: Every firearm leaves a unique "fingerprint" that can pinpoint the firearm used

Fact: "Firearms that generate markings on cartridge casings can change with use and can also be readily altered by the users. They are not permanently defined like fingerprints or DNA."²⁴

Fact: "Automated computer matching systems do not provide conclusive results."²⁵

Fact: “Because bullets are severely damaged on impact, they can only be examined manually”.²⁶

Fact: “Not all firearms generate markings on cartridge casings that can be identified back to the firearm.”²⁷

Fact: The same gun will produce different markings on bullets and casings, and different guns can produce similar markings.²⁸

Fact: The rifle used in the Martin Luther King assassination was test fired 18 times under court supervision, and the results showed that no two bullets were marked alike.²⁹ “Every test bullet was different because it was going over plating created by the previous bullet.”

Fact: "The common layman seems to believe that two bullets fired from the same weapon are identical, down to the very last striation placed on them by the weapon. The trained firearms examiner knows how far that is from reality."³⁰

Myth: A database of ballistic profiles will allow police to trace gun crimes

Fact: Maryland’s ballistics database “is not doing anything”³¹ and “has not met the mission statement of the state police.”³² In the first five years of implementation, it failed to lead to any criminal arrest or convictions, despite collecting over 80,000 specimens at a cost of \$2,567,633.³³

Fact: More than 70% of armed career criminals get their guns from "off-the-street sales" and

²⁴ “Feasibility of a Ballistics Imaging Database for All New Handgun Sales”, Frederic Tulleners, California Department of Justice, Bureau of Forensic Services, October, 2001 (henceforth “FBID”)

²⁵ Ibid

²⁶ Ibid

²⁷ Ibid

²⁸ “Handbook of Firearms & Ballistics: Examining and Interpreting Forensic Evidence”, Heard, 1997

²⁹ “Ballistics 'fingerprinting' not foolproof”, Baltimore Sun, October 15, 2002

³⁰ Winter 2006 edition of the AFTE Journal , George G. Krivosta, Suffolk County Crime Laboratory, Hauppauge, New York

³¹ Col. Thomas E. Hutchins, the state police superintendent, “Maryland State Police Report Recommends Suspending Ballistics ID System”, WBAL-TV web site, January 17, 2005

³² Sgt. Thornnie Rouse, Maryland State police spokesman, Ibid

³³ MD-IBIS Progress Report #2, Maryland State Police Forensic Sciences Division, September 2004

"criminal acts" such as burglaries³⁴, and 71% of these firearms are stolen.³⁵ Tracing these firearms will not lead to the criminals, as the trail stops at the last legal owner.

Fact: Computer image matching of cartridges fails between 38-62% of the time, depending on whether the cartridges are from the same or different manufacturers.³⁶

Fact: "Automated computer matching systems do not provide conclusive results" requiring that "potential candidates be manually reviewed".³⁷

Fact: Criminals currently remove serial numbers from stolen guns to hide their origin. The same simple shop tools can change a ballistic profile within minutes. "The minor alteration required less than 5 minutes of labor".³⁸ Criminals will make changing ballistic profiles part of their standard procedures.

Myth: Ballistic imaging is used in Maryland and New York and solves many crimes

Fact: Not so far. Neither New York nor Maryland has reported a single prosecution based on matched casings or bullets.^{39 40 41} The cost for this lack of success in Maryland exceeds \$2,500,000 a year, and in New York it exceeds \$4,000,000.

Fact: In Syracuse, the police have not submitted over 400 handguns for ballistic testing over a three-year span because the system is inefficient.⁴²

Myth: A ballistic database is inexpensive to create/maintain

Fact: "... a huge inventory [of possible matches] will be generated for manual review.", "[The] number of candidate cases will be so large as to be impractical and will likely create logistic complications so great that they cannot be effectively addressed".⁴³

Myth: Police want a ballistic database

Fact: "The National Fraternal Order of Police does not support any Federal requirement to register privately owned firearms with the Federal government," the group said. "And, even if such a database is limited to firearms manufactured in the future, the cost to create and maintain

³⁴ "Protecting America", Bureau of Alcohol, Tobacco and Firearms, 1992

³⁵ "Armed and Considered Dangerous", U.S. Department of Justice, 1986

³⁶ "Feasibility of a Ballistics Imaging Database for All New Handgun Sales", Frederic Tulleners, California Department of Justice, Bureau of Forensic Services, October, 2001

³⁷ Ibid

³⁸ Ibid

³⁹ "NY ballistic database firing blanks?", Associated Press, June 3, 2004

⁴⁰ "Ballistics 'fingerprinting' not foolproof", Baltimore Sun, October 15, 2002

⁴¹ "Townsend backs New Rule on Sale of Assault Rifles", Washington Post, October 30, 2002

⁴² "400 guns wait to be traced by Syracuse police", The Post-Standard, December 8, 2002

⁴³ "Ballistics 'fingerprinting' not foolproof", Baltimore Sun, October 15, 2002

such a system, with such small chances that it would be used to solve a firearm crime, suggests to the F.O.P. that these are law enforcement dollars best spent elsewhere.”⁴⁴

Fact: “We in law enforcement know it will not, does not, cannot work. Then, no one has considered the hundreds of millions of guns in the US that have never been registered or tested or printed.”⁴⁵

Fact: “One, the barrel is one of the most easily changed parts of many guns and two, the barrel, and the signature it leaves on a bullet, is constantly changing.”⁴⁶

⁴⁴ "F.O.P. Viewpoint: Ballistics Imaging and Comparison Technology.", FOP Grand Lodge, October 2002

⁴⁵ Joe Horn, Detective, Retired.. Los Angeles County Sheriff's Dept., Small Arms Expert

⁴⁶ Ted Deeds, chief operating officer of The Law Enforcement Alliance of America, Dodge Globe, Oct 24, 2002

MICROSTAMPING

Background: Microstamping is a proposed means for imprinting unique serial numbers onto cartridges fired from a gun. Similar to “ballistic fingerprinting,” it allegedly helps police identify what firearm might have been used in a crime. Microstamping uses precision equipment to remove microscopic amounts of metal from the tip of the firing pin



Microstamped Serial Number

Myth: Independent testing by forensic technologists shows the technology is reliable

Fact: Firing pins are readily removable and swappable in most models of handguns, and inexpensive replacement parts. Criminals who file down serial numbers on the sides of guns won’t hesitate to file or exchange firing pins.

Fact: 46% of impressions ranked as “unsatisfactory” (i.e., illegible) after only ten rounds.⁴⁷

Myth: Filing the firing pin will make the gun inoperable

Fact: Firing pins are designed to be pushed deeply into the primer (igniter) of the round. The depth of the engraving (approximately 0.005 inch)⁴⁸ is vastly smaller than the tolerance of the firing pins drive depth.

Fact: In a test, the engravings were removed using a 50-year-old knife sharpening stone in less than a minute. The firearm still operated correctly after the filing.⁴⁹

Fact: Even if a criminal does not file down the firing pin, they might retrieve spent cartridges. If they use a revolver, the cartridges stay with the firearm and are rarely recovered by police.

Myth: The cost per firearm will be cheap

Fact: The National Shooting Sports Foundation, the representative for firearm manufactures, estimates the cost will be upwards of \$150 per firearm, more than tripling the price of self-protection and making it unaffordable for low-income people.⁵⁰ The Brady Campaign dispute those with firearm manufacturing experience claiming microstamping would cost only 50¢?

Myth: The numbers will let police find the gun’s owner

Fact: Most crime guns are stolen property,⁵¹ which makes finding the original owner worthless.

⁴⁷ “NanoTag™ Markings From Another Perspective”, George G. Krivosta, Suffolk County Crime Laboratory, Hauppauge, New York, Winter 2006 edition of the AFTE Journal

⁴⁸ Ibid

⁴⁹ Ibid

⁵⁰ “Etched bullets interest law enforcement”, The Record, September 25, 2006

⁵¹ “Armed and Considered Dangerous”, U.S. Department of Justice, 1986

LICENSING AND REGISTRATION

Myth: Other countries register guns to fight crime

Fact: Most of these laws were enacted in the post World War I period to prevent civil uprisings as had occurred in Russia. A report of “Committee on the Control of Firearms,” written by the British Home Office officials in 1918, was the basis for registration in the U.K., Australia, Canada, and New Zealand.⁵²

Fact: Though restrictions were few in the United States and the number of legally held handguns exceeded those on the Canadian side by a factor of 10, rates of homicide were virtually identical.⁵³

Myth: Gun registration works

Fact: Not in New Zealand. They repealed their gun registration law in the 1980s after police acknowledged its worthlessness.⁵⁴

Fact: Not in Australia. “It seems just to be an elaborate system of arithmetic with no tangible aim. Probably, and with the best of intentions, it may have been thought, that if it were known what firearms each individual in Victoria owned, some form of control may be exercised, and those who were guilty of criminal misuse could be readily identified. This is a fallacy, and has been proven not to be the case.”⁵⁵ And this costs the Australian taxpayers over \$200 million annually.⁵⁶

Fact: Not in Canada.

- More than 20,000 Canadian gun-owners have publicly refused to register their firearms. Many others are silently ignoring the law.
- The provincial governments of Alberta, Saskatchewan, and Manitoba have dumped both the administration and the enforcement of all federal gun-control laws right back into Ottawa's lap, throwing the Canadian government into a paper civil war.
- And all at a cost more than 1,646% the original projected cost⁵⁷ (the original cost was estimated at 5% of all police expenditures in Canada⁵⁸). "The gun registry as it sits right now is causing law abiding citizens to register their guns but it does nothing to take one illegal gun off the street or to increase any type of penalty for anybody that violates any part of the

⁵² Steven W. Kendrick, “Response to Philip Alpers' submission to the California State Assembly Select Committee on Gun Violence”, January 2000

⁵³ Professor Brandon Centrewall , American Journal of Epidemiology, Volume 134, Page 1245-65

⁵⁴ New Zealand Police Department, "Background to the Introduction of Firearms User Licensing Instead of Rifle and Shotgun Registration Under the Arms Act 1983", (Wellington, New Zealand: n.p., 1983)

⁵⁵ Chief Inspector Newgreen. Registrar of Firearms for the State of Victoria, Registration Firearms System CRB File 39-1-1385/84

⁵⁶ Gary Mauser , “The Failed Experiment: Gun Control and Public Safety in Canada, Australia, England and Wales”, The Fraser Institute, 2003

⁵⁷ David Ljunggren, “Ottawa Under Pressure Over Gun Registry Fiasco”, Rueters, December 4, 2002

⁵⁸ Prof. John Lott, “When ‘Gun Control’ costs lives”, Firing Line, September 2001

legislation," according to Al Koenig, President, Calgary Police Association.⁵⁹ "We have an ongoing gun crisis, including firearms-related homicides lately in Toronto, and a law registering firearms has neither deterred these crimes nor helped us solve any of them", according to Toronto police Chief Julian Fantino.⁶⁰

- The system is so bad that five Canadian provinces (B.C. joins Manitoba, Saskatchewan, Alberta, Nova Scotia, and Ontario) are refusing to prosecute firearm owners who fail to register.⁶¹
- A bill to abolish the registry has been tabled (introduced) in the Canadian parliament which, if passed, would eliminate the registry completely.⁶²

Fact: Not in Germany. The Federal Republic of Germany began comprehensive gun registration in 1972. The government estimated that between 17,000,000 and 20,000,000 guns were to be registered, but only 3,200,000 surfaced, leaving 80% unaccounted for.⁶³

Fact: Not in Boston, Cleveland, or California. These cities and states require registration of "assault weapons." The compliance rate in Boston and Cleveland is about 1%.⁶⁴

Fact: Criminals don't register their guns.

Myth: Gun registration will help police find suspects

Fact: Registration is required in Hawaii, Chicago, and Washington D.C. Yet there has not been a single case where registration was instrumental in identifying someone who committed a crime.⁶⁵ Criminals very rarely leave their guns at the scene of the crime. Would-be criminals also virtually never get licenses or register their weapons.

Myth: Registration does not lead to confiscation

Fact: It did in Canada. The handgun registration law of 1934 was the source used to identify and confiscate (without compensation) over half of the registered handguns in 2001.⁶⁶

Fact: It did in Germany. The 1928 Law on Firearms and Ammunition (before the Nazis came to power) required all firearms to be registered. When Hitler came to power, the existing lists were used for confiscating weapons.

Fact: It did in Australia. In 1996, the Australian government confiscated over 660,000 previously legal weapons from their citizens.

⁵⁹ Calgary Herald, September 1, 2000

⁶⁰ "Opponents increase pressure to halt Canada's gun control program", Associated Press, Jan 3, 2002

⁶¹ "Victoria won't enforce firearms act", Vancouver Sun, June 06, 2003

⁶² "An Act to amend the Criminal Code and the Firearms Act", Received first reading June 19, 2006

⁶³ Ted Drane, "Why Gun Registration will Fail"

⁶⁴ David B. Kopel, "The Samurai, the Mountie, and the Cowboy: Should America Adopt the Gun Controls of Other Democracies" 231, n.210 (1992).

⁶⁵ Prof. John Lott, "Gun Licensing Leads to Increased Crime, Lost Lives", L.A. Times, Aug 23, 2000

⁶⁶ Dr. Paul Gallant and Dr. Joanne Eisen, "Civil Disobedience In Canada: It Just Happened To Be Guns", Idaho Observer, August 2000

Fact: It did in California. The 1989 Roberti-Roos Assault Weapons Control Act required registration. Due to shifting definitions of “assault weapons,” many legal firearms are now being confiscated by the California government.

Fact: It did in New York City. In 1967, New York City passed an ordinance requiring a citizen to obtain a permit to own a rifle or shotgun, which would then be registered. In 1991, the city passed a ban on the private possession of some semi-automatic rifles and shotguns, and “registered” owners were told that those firearms had to be surrendered, rendered inoperable, or taken out of the city.

Fact: It did in Bermuda, Cuba, Greece, Ireland, Jamaica, and Soviet Georgia as well.

Myth: Licensing will keep bad people from obtaining or using guns

Fact: Not in Canada. Canadian homicide rates were virtually unchanged before and after gun registration requirements were implemented (151/100,000 people in 1998 and 149 in 2002).⁶⁷

Fact: In New York State alone, approximately 100,000 persons are convicted of unlicensed operation of a motor vehicle each year, and this is probably a small proportion of the actual number of people who drive without a valid license.⁶⁸ Licensing requirements don’t stop ineligible people from driving, and they do not stop ineligible people from acquiring guns.

Fact: As long as the unlicensed purchaser is never caught with the handgun, the unlawful sale will go unnoticed. The risk of detection is negligible. If the unlicensed handgun owner is arrested, he could claim that he did not need a license because he had owned this handgun before licensing went into effect.⁶⁹

Fact: Currently, federal prosecutors do not eagerly accept felon-in-possession cases for prosecution unless the felon is a hardened criminal who represents a threat to the public.⁷⁰

Fact: According to the Supreme Court, criminals do not have to obtain licenses or register their weapons, as that would be an act of self-incrimination.⁷¹

Fact: Prohibition (which started as a ‘moderation’ movement) didn’t keep people from drinking. Instead it turned millions of otherwise honest and sober citizens into overnight criminals.

Fact: Most police do not see the benefit. “It is my belief that [licensing and registration] significantly misses the mark because it diverts our attention from what should be our common goal: holding the true criminals accountable for the crimes they commit and getting them off the street.”⁷²

⁶⁷ Statistics Canada, Oct 1, 2003

⁶⁸ Journal of Criminal Law and Criminology, Northwestern University School of Law, 1998

⁶⁹ Ibid

⁷⁰ Daniel C. Richman, Old Chief v. United States: Stipulating Away Prosecutorial Accountability?, 83 Va. L. Rev. 939, 982-85 (1997)

⁷¹ Haynes vs. U.S. 390 U.S. 85 1968

⁷² Bob Brooks, Ventura County Sheriff, “When ‘Gun Control’ costs lives”, Firing Line, September 2001

Fact: “In 2005, agencies reported 1,400 arrests of persons denied a firearm or permit; but the U.S. Department of Justice accepted only 135 of those denial cases for prosecution.⁷³ Given the poor performance of the Federal government in prosecuting felons identified by the Instant Background Check trying to buy firearms, there is little to support firearm licensing as a crime prevention measure.

Myth: Guns from the U.S. create crime in other countries

Fact: Canada, which shares the longest and most open border with the U.S., doesn't think so, saying guns from the U.S. are a "small part" of the problem.⁷⁴

⁷³ U.S. Department of Justice, Office of Justice Programs. “Background Checks for Firearm Transfers 2005.” November 2006.

⁷⁴ Paul Culver, Senior Toronto Crown Attorney, Globe and Mail, August 15, 2005

.50-CALIBER RIFLES

Myth: .50-calibers are the favorite weapon of terrorists

Fact: Statistically speaking, the majority of terrorist attacks are in the form of bombings (90%), kidnapping (6%), armed attack (2%), arson (1%), firebombing (1%), and other methods (2%).⁷⁵ Of the “armed attacks,” the most favored weapons used were fully-automatic AK-47 rifles.

Fact: A single commercial .50 caliber weapon costs upwards of \$10,000, yet terrorists can buy the favored AK-47 in Pakistan for less than \$200. They will opt for the more practical rifle.

Fact: .50-caliber rifles are heavy (20-35 pounds), expensive (from \$3,000 to \$10,000 each, with ammunition costing \$2-\$5 each round for military quality), impossible to conceal (typically four feet long), usually single shot (slow to reload), and impractical for terrorists.

Fact: .50-caliber rifles have only been used in 18 crimes in the history of the United States.⁷⁶

Myth: American gun makers sold .50-calibers to terrorists

Fact: This “study” by the anti-gun Violence Policy Center was inaccurate. The rifles in question were sold to the United States government. The U.S. government gave the rifles to Afghan freedom fighters to defeat the former Soviet Union. There is no direct connection, and none of the rifles have been used in terrorist actions.⁷⁷

Myth: .50-caliber shooters are terrorists in training

Fact: The average .50-caliber enthusiast is a successful businessman with an annual income of \$50,000 or more – hardly a terrorist profile.⁷⁸

Myth: The Founding Fathers would have had no use for a .50-caliber rifle

Fact: Common guns of the early American republic were larger than .50-caliber, many measuring up to .812 caliber. The famous Kentucky Rifle (a name eventually given to most rifles made by German immigrants) was usually .60- to .75-caliber.

Myth: .50-calibers are capable of piercing airline fuel tanks from a mile away

Fact: Most expert long distance shooters cannot hit a stationary target under perfect, windless conditions at such distances (one notable exception in Vietnam⁷⁹). Ill-trained terrorists shooting a high-recoil .50-caliber rifle at fast moving targets – a 600 mph airplane – have no chance.

⁷⁵ Dexter Ingram, “Facts and Figures About Terrorism”, Heritage Foundation, September 14, 2001 – some attacks had multiple methods which accounts for a total in excess of 100%

⁷⁶ General Accounting Office, “Weaponry: .50 Caliber Rifle Crime”, Report no. OSI-99-15R, revised Oct. 21, 2001

⁷⁷ Barret Manufacturing letter on their web site available January 12, 2001. Confirmed during a visit by the BATF according to Dave Kopel in a National Review article “Guns and (Character) Assassination”, December 21, 2001

⁷⁸ Congressional testimony of John Burt, Fifty Caliber Shooters Policy Institute

Fact: The only known uses of .50-caliber weapons in downing aircraft have been the military's use of *fully-automatic machine guns* spraying fire while in flight in combat against other aircraft, and as sniper fire on *stationary aircraft* (i.e., on the ground) on enemy airfields. Not even the military's best sharp shooters are going to ignite a jet's fuel tank from the ground when the jet is moving between 150-500 miles per hour.

Myth: .50-caliber bullets can penetrate concrete bunkers

Fact: "It takes 300 rounds to penetrate 2 meters of reinforced concrete at 100 meters."⁸⁰ At \$5 per round, it would cost a terrorist \$1,500 in ammunition to shoot into one bunker.

Myth: .50-caliber rounds can pierce light armor at 4 miles⁸¹

Fact: "At 35 meters distance [0.5% of the mythical distance], a .50-caliber round will go through one inch armor plate."⁸²

Fact: "It is exceedingly difficult to hit a target, even a large one ... at anything over 1200 to 1500 yards by even highly trained individuals ... The ammo is designed for a machine gun, and is generally only good for 2-3 minutes [fraction of a degree] of accuracy. That equates to a 30-45 inch circle at 1500 yards with a perfect rifle, no wind or other conditions and a trained shooter."⁸³

Myth: .50-caliber rifles can knock a helicopter from the sky

Fact: The terminal energy of a .50-caliber (6,000 ft-lbs) is not enough to knock a modern military aircraft from the sky unless it hits a critical component like a fuel line. Records exist showing this has been done with common, smaller caliber assault rifles such as AK-47s.

Myth: .50-caliber guns are for snipers

Fact: Americans have been long-distance target shooters since revolutionary times. According to period writings, Americans were shooting small targets at upwards of 150 yards using simple Kentucky long rifles and muskets.⁸⁴

Fact: "The use of [.50-caliber] by the IRA in Northern Ireland to shoot both soldiers and police officers at very short range (never more than 275 yards) also gave the weapon a worldwide notoriety when the world's media slapped a 'sniper' label on the terrorists taking the shots. They obviously were not and soon ran scared when professional snipers were deployed to stop them."⁸⁵

⁷⁹ C. Sasser and C. Roberts, "One Shot, One Kill: American Combat Snipers in World War II, Korea, Vietnam, Beirut", referring to Marine sniper Carlos Hathcock

⁸⁰ "An Infantryman's Guide to Combat in Built-up Area" (MOUT) field manual 90-10-1, US Army, May 1993

⁸¹ Senator Dianne Feinstein, Senate testimony, March 9, 2001

⁸² "An Infantryman's Guide to Combat in Built-up Area" (MOUT) field manual 90-10-1, US Army, May 1993

⁸³ Ibid

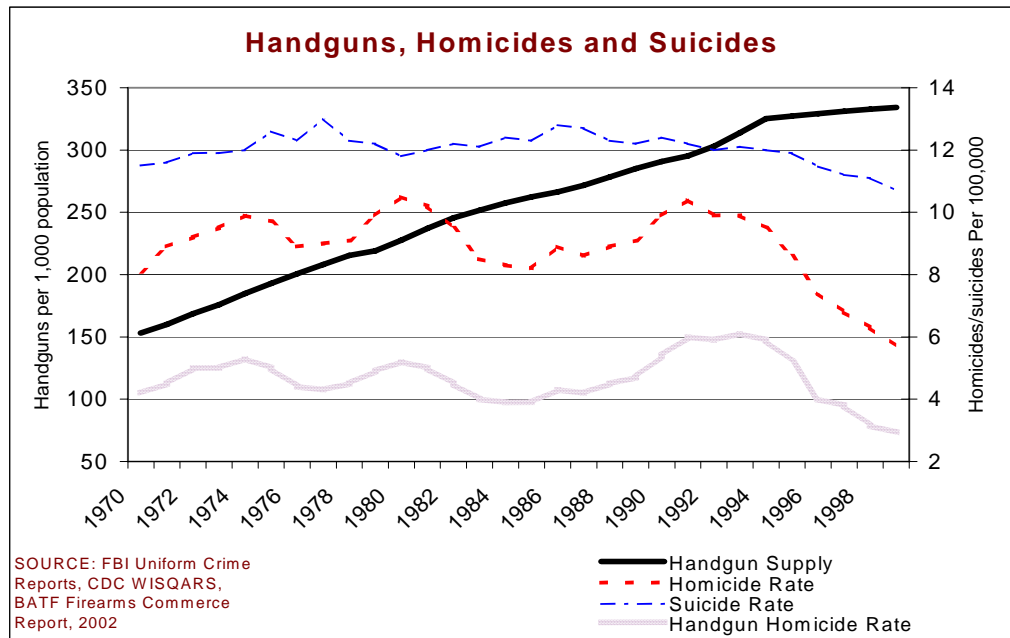
⁸⁴ Clayton Cramer, "Firearms Ownership & Manufacturing In Early America", unpublished

⁸⁵ Mark Spicer, "Sniper", Salamander Books Ltd., 2001

THE AVAILABILITY OF GUNS

Myth: The availability of guns causes crime

Fact: Though the number of firearms owned by private citizens has been increasing steadily since 1970, the overall rate of homicides and suicides has not risen.⁸⁶ As the chart shows, there is no correlation between the availability of firearms and the rates of homicide and suicide in America.



Fact: "... a detailed study of the major surveys completed in the past 20 years or more provides no evidence of any relationship between the total number of legally held firearms in society and the rate of armed crime. Nor is there a relationship between the severity of controls imposed in various countries or the mass of bureaucracy involved with many control systems with the apparent ease of access to firearms by criminals and terrorists."⁸⁷

Fact: Five out of six gun-possessing felons obtained handguns from the secondary market and by theft, and "[the] criminal handgun market is overwhelmingly dominated by informal transactions and theft as mechanisms of supply."⁸⁸

Fact: The majority of handguns in the possession of criminals are stolen, and not necessarily by the criminals in question.⁸⁹

⁸⁶ Prof. Gary Kleck, "Targeting Guns: Firearms and their control", with supporting data from the FBI Uniform Crime Statistics, 1972 to 1995

⁸⁷ Colin Greenwood, "Minutes of Evidence", Select Committee on Northern Ireland Affairs, January 29, 2003

⁸⁸ James D. Wright, U.S. Dept of Justice, The Armed Criminal in America: A Survey of Incarcerated Felons 2 (1986)

⁸⁹ Gary Kleck, Targeting Guns: Firearms and Their Control (1997)

Fact: In 1968, the U.K. passed laws that reduced the number of licensed firearm owners, and thus reduced firearm availability. Their homicide rate has steadily risen since then.⁹⁰

Fact: Most violent crime is caused by a small minority of repeat offenders. One California study found that 3.8% of a group of males born

in 1956 were responsible for 55.5% of all serious felonies.⁹¹ 75-80% of murder arrestees have prior arrests for a violent (including non-fatal) felony or burglary. On average they have about four felony arrests and one felony conviction.

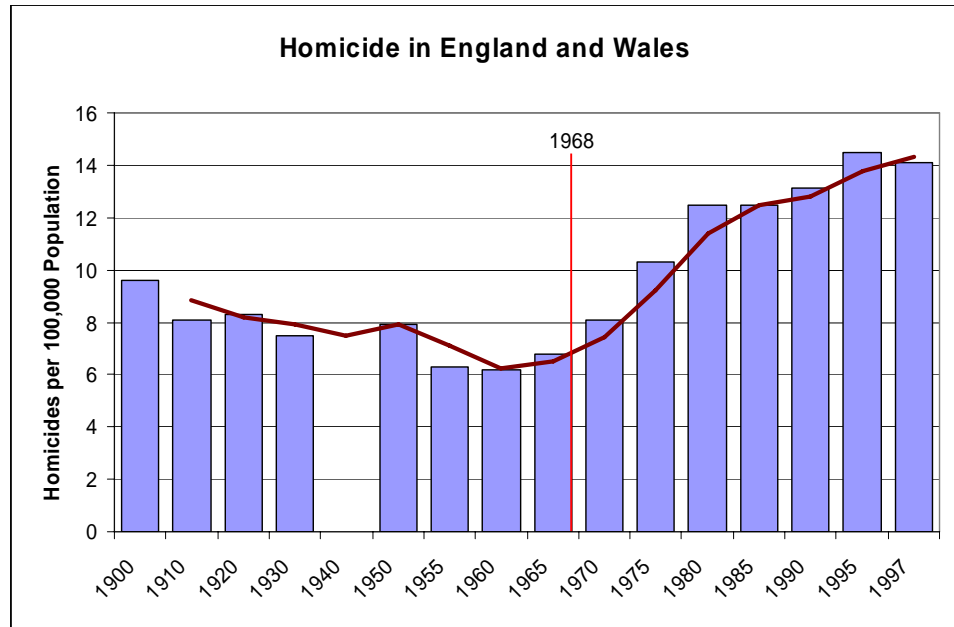
Fact: Half of all murders are committed by people on “conditional release” (i.e., parole or probation).⁹² 81% of all homicide defendants had an arrest record; 67% had a felony arrest record; 70% had a conviction record; and 54% had a felony conviction.⁹³

Fact: Per capita firearm ownership rates have risen steadily since 1959 while crime rates have gone up and down depending on economics, drug trafficking innovations, and “get tough” legislation.⁹⁴

Thoughts: Criminals are not motivated by guns. They are motivated by opportunity. Attempts to reduce public access to firearms provide criminals more points of opportunity. It is little wonder that high-crime cities also tend to be those with the most restrictive gun control laws – which criminals tend to ignore.

Myth: Gun availability is what is causing school shootings

Fact: Schoolyard shootings have been occurring since at least 1974, so it is not a new phenomenon due to increases in gun ownership.⁹⁵



⁹⁰ "A Century of Change: Trends in UK Statistics since 1900", Hicks, Joe; Allen, Grahame (SGS), Social and General Statistics Section, House of Commons

⁹¹ Robert Tillman, "Prevalence and Incidence of Arrest among Adult Males in California", 1987

⁹² Robyn Cohen, "Probation and Parole Violators in State Prison, 1991: Survey of State Prison Inmates", Bureau of Justice Statistics

⁹³ Brian Reaves, "Felony Defendants in Large Urban Counties, 1998", Bureau of Justice Statistics, November 2001

⁹⁴ Ibid., based on a compilation of 85 separate surveys from 1959 through 1996

Fact: More than ½ of these terrorists start thinking about their assaults two or more weeks before the shooting, and ¾ planned-out their attacks.⁹⁶

Thoughts: In rural areas, guns are everywhere and children are taught to shoot at young ages – yet these areas are almost devoid of schoolyard shootings. Clearly, availability is not the issue.

Myth: Gun ownership is linked to higher homicide rates

Fact: This “study”⁹⁷ has multiple defects which, when corrected, reverse the results. Some of the defects of this study include:

- Exclusion of the District of Columbia, a high crime city
- Use of other crime rates to indirectly explain homicide rates
- Use of purely cross-sectional data that never allows control variable analysis
- Data from different years is used without any explanation (unemployment rate from 2000 to explain the homicide rate from 2001 to 2003, etc.).

Myth: Handguns are 43 times more likely to kill a family member than a criminal

Fact: Of the 43 deaths reported in this flawed study, 37 (86%) were suicides. Other deaths involved criminal activity between the family members (drug deals gone bad).⁹⁸

Fact: Of the remaining deaths, the deceased family members include felons, drug dealers, violent spouses committing assault, and other criminals.⁹⁹

Fact: Only 0.1% (1 in a thousand) of the defensive uses of guns results in the death of the predator.¹⁰⁰ This means you are much more likely to prevent a crime without bloodshed than hurt a family member.

⁹⁵ United States Secret Service Threat Assessment Center, Interim Report on the Prevention of Targeted School Violence, October 2000

⁹⁶ Ibid

⁹⁷ Matthew Miller, David Hemenway, Deborah Azrael, “State-level homicide victimization rates in the US in relation to survey measures of household firearm ownership, 2001–2003”, Harvard School of Public Health, October 27, 2006

⁹⁸ Arthur L. Kellerman, Protection or Peril?: An Analysis of Firearm-Related Deaths in the Home, 314 New Eng. J. Med. 1557-60 1986. Kellerman admits that his study did "not include cases in which burglars or intruders are wounded or frightened away by the use or display of a firearm." He also admitted his study did not look at situations in which intruders "purposely avoided a home known to be armed." This is a classic case of a “study” conducted to achieve a desired result. In his critique of this “study”, Gary Kleck notes that the estimation of gun ownership rates were “inaccurate”, and that the total population came from a non-random selection of only two cities.

⁹⁹ Ibid

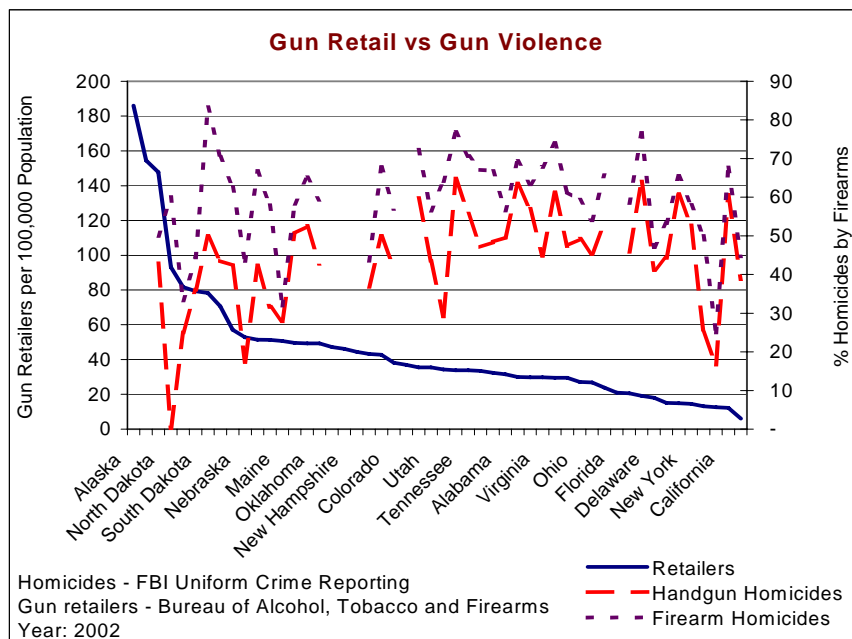
¹⁰⁰ Dr. Gary Kleck, “Point Blank: Guns and Violence in America.” New York: Aldine de Gruyter. 1991

Myth: More gun retailers lead to more gun violence

Fact: There is no correlation between the number of gun retailers in any state, and the firearm homicide rate in that state. Indeed, California has the lowest number of gun retailers per capita, and yet has a firearm-related homicide rate that is 50% higher than New Jersey.¹⁰¹

Fact: Most guns used in crimes are stolen. More than 27,000 lost or stolen firearms were reported by federal firearm licensees between 1998 and 1999.¹⁰²

Fact: A mere 14-16% of guns used in crimes were obtained from normal retail outlets by the criminal.^{103 104} And 96% of police chiefs believe criminals are able to obtain basically any type of firearm by illegal means.¹⁰⁵



Myth: Females are three times more likely to be murdered when a gun is in the home

Fact: This “study” used three non-random counties, a limited (266) case file, began with only cases where a death was involved, and had many other statistical weaknesses.¹⁰⁶

Fact: This “study” also notes that the majority (54%) of the homicides were committed without firearms.

Fact: This “study” concluded that “household use of illicit drugs and prior domestic violence increase the risk of homicide.”

¹⁰¹ Homicide data from 1998 FBI Uniform Crime Statistics. Retailer counts by the Bureau of Alcohol, Tobacco and Firearms

¹⁰² James Johnson, Treasury Undersecretary for enforcement, August 29, 2000, AP Wire Services

¹⁰³ Bureau of Justice Statistics, “Firearm Use by Offenders”, November 2001

¹⁰⁴ James Wright, Peter Rossi, “The Armed Criminal in America: A Survey of Incarcerated Felons”, 1986, National Institute of Justice Research Report

¹⁰⁵ National Association of Chiefs of Police, 17th Annual National Survey of Police Chiefs & Sheriffs, 2005

¹⁰⁶ “Risk factors for violent death of women in the home”, Archives of Internal Medicine, 157: 777-782.

Fact: This study was co-written by Arthur Kellermann, whose similar statistically suspect methods were used to create the “43 times more likely to kill a family member than a criminal” myth cited above. Ironically, Kellerman concluded that being armed for self defense was a good thing – “If you've got to resist, your chances of being hurt are less the more lethal your weapon. If that were my wife, would I want her to have a .38 Special in her hand? Yeah.”¹⁰⁷

Myth: 58% of murder victims are killed by either relatives or acquaintances

Fact: “Acquaintance” murders are primarily drug buyers killing drug pushers, cabdrivers killed by “customers”, gang members killing other gang members, prostitutes killed by their johns, and so on.¹⁰⁸ 71% of “victims” have prior criminal records.¹⁰⁹

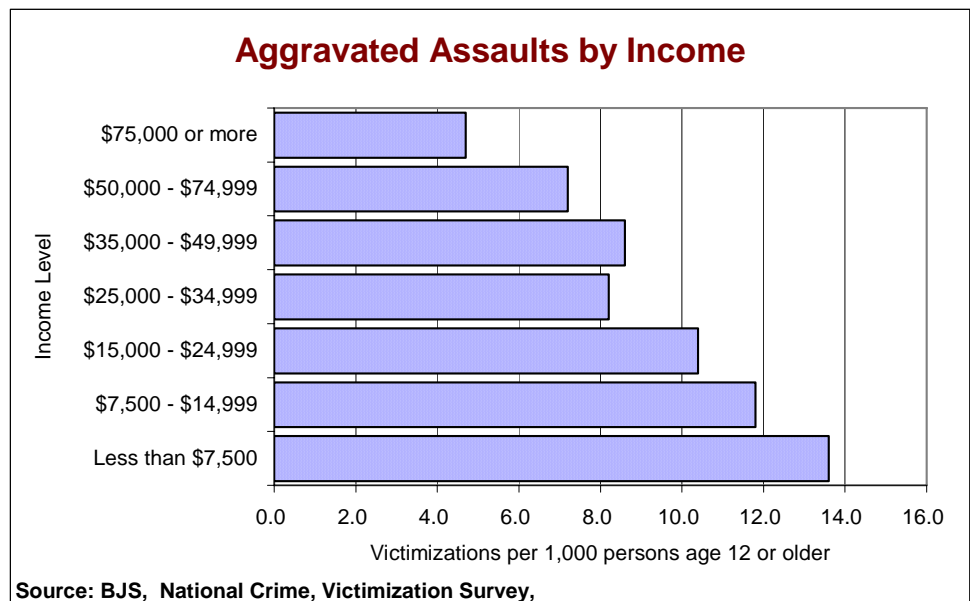
Fact: Only Chicago reports a precise breakdown on the nature of acquaintance killings: Between 1990 and 1995 only 17% of murder victims were family members, friends, neighbors and/or roommates. The rest were people with criminal records, killed by other criminals.

Fact: Over 66% of murderers have long histories of violence against not only their enemies and other “acquaintances,” but also against their relatives.¹¹⁰

Fact: In 73% of gun-defense incidents, the attacker was a stranger to the intended victim. (Defenses against a family member or intimate were rare -- well under 10%).¹¹¹

Myth: Guns in poor communities cause many deaths

Fact: Lower income individuals are exposed to more violent crime than those from higher income households. Persons with household



¹⁰⁷ “Would I be Safer With A Gun?” Health magazine, Mar/Apr 1994

¹⁰⁸ Arthur L. Kellerman, “Protection or Peril?: An Analysis of Firearm-Related Deaths in the Home”, 314 New Eng. J. Med. 1557-60 1986

¹⁰⁹ N.C. Police Department from 1992 to 1993, “Risk of Being Shot Seems Tied to Lifestyle, Study Says”, Charlotte Observer, Nov. 25, 1994

¹¹⁰ US Bureau of Justice Statistics, “Murder in families”, 1994

¹¹¹ Gary Kleck and Marc Gertz, “Armed Resistance to Crime: The Prevalence and Nature of Self-Defense with a Gun”, The Journal of Criminal Law & Criminology, Northwestern University School of Law, Volume 86, Number 1, Fall, 1995

incomes of less than \$35,000 per year live with significantly higher violent crime rates when compared with those who had household incomes of \$35,000 or more per year.¹¹² Thus, *the higher incidence of gun violence is a reflection of the overall higher violent crime rate in poor communities, not the presence of guns.*

Fact: Gangland drug profits and territorial battles play a huge role in violent crime, and are the leading cause of criminal firearm misuse (and lower income communities are areas of disproportionately high drug use and sales). In Oakland, California, 47% of murderers tested positive for drugs, 68% of victims tested positive for drugs and 85% of cases involved illegal activities.¹¹³ In San Francisco, victims with criminal histories tested positive for drugs 2.4 times more often than victims without criminal backgrounds.¹¹⁴

¹¹² U.S. Department of Justice, National Crime Victimization Survey 1998

¹¹³ “Homicides Rise Again, Threatening Oakland’s Renaissance”, New York Times, August 11, 2002

¹¹⁴ San Francisco Department of Public Health and San Francisco Injury Center , “Firearm-related Injury Incidents in 1999 – Annual Report”, February 2002

CHILDREN AND GUNS

Myth: 13 children are killed each day by guns

Fact: Adults included – This “statistic” includes “children” up to age 19 or 24, depending on the source. Since most violent crime is committed by males ages 16-24, these numbers include adult gang members dying during criminal activity¹¹⁵ (incidentally, ‘child’ is defined as a person between birth and puberty, typically 13-14 years).

Fact: Criminals are included - 70% of these deaths are adults, age 17-20, *involved in gang warfare*. Half of the juveniles killed are involved in gang activity at the time of their deaths, often involved in drug related firefights.

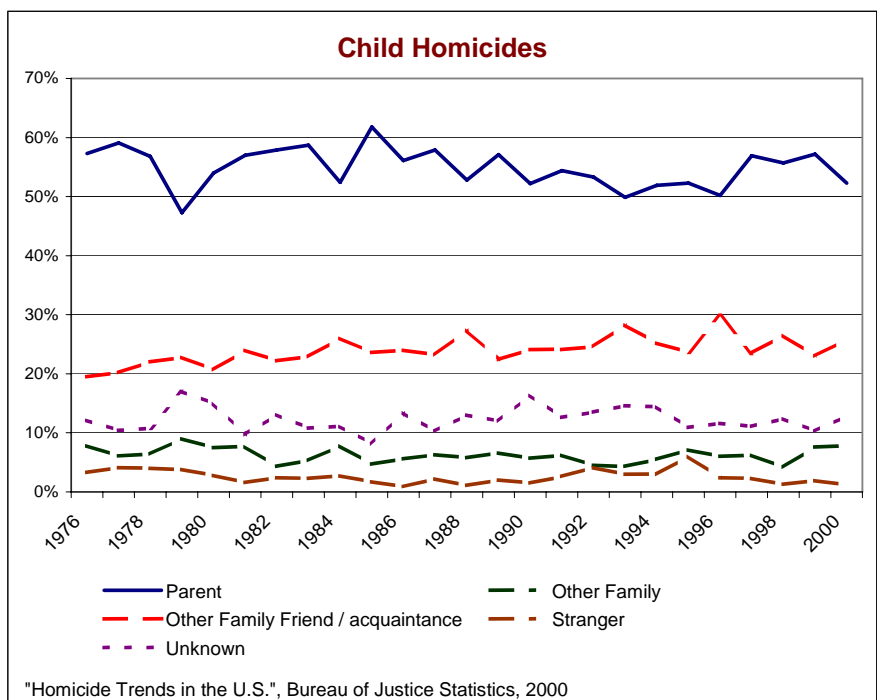
Fact: Suicides and criminals included - These numbers include criminal activities and suicides.¹¹⁶ As suicides make up more than ½ of all gun deaths, the number drops even further, to about 1.3 children a day.¹¹⁷

Fact: The federal government lists the total firearm related deaths for children were 612, or 1.7 per day, in 1998. 154 were suicides¹¹⁸

Fact: Over 13 teenagers die every day in automobiles, seven behind the wheel.¹¹⁹

Fact: Four children die each day in the U.S. from parental neglect and abuse.¹²⁰

Fact: For contrast: 1,917 children die each day from malaria¹²¹ around the world and 15 men, women, and children per day are murdered by a convicted felon in government supervised parole/probation programs in the U.S.¹²²



¹¹⁵ FBI Uniform Crime Statistics, 1997

¹¹⁶ National Center for Health Statistics, “Rates of Homicide, Suicide, and Firearm-Related Death Among Children - 26 Industrialized Countries”, 1997

¹¹⁷ Center for Disease Control, National Vital Statistics Report - Deaths: Final Data for 1998, July 24, 2000

¹¹⁸ CDC WISQARS Injury Mortality Reports, 1981-1998

¹¹⁹ U.S. Department of Transportation's Fatality Analysis Reporting System, 2001

¹²⁰ National Center on Child Abuse Prevention, 1998 Annual Survey

¹²¹ Fact Sheet No 178, U.N. World Health Organization, 1998

¹²² 1998 US Bureau of Justice Statistics

Myth: School yard shootings are an epidemic

Fact: In states without “right to carry” laws, there have been 15 school shootings. In states that allow citizens to carry guns, there has been only one.¹²³

Fact: The five school shootings that occurred during the '97-98 school year took place after the 1995 Gun-Free School Zones law was enacted, banning guns within 1,000 feet of a school.¹²⁴

Fact: Schoolyard shooting deaths are not rising. In fact, they have been falling through most of the 1990s.¹²⁵

Fact: Only 10% of public schools reported one or more serious violent crimes during the 1996-97 school year.¹²⁶

Fact: In Pearl, Mississippi, the assistant principal had formerly carried a firearm to school. When the 1995 "Gun-Free School Zones" law passed, he began locking his firearm in his car and parking at least a quarter-mile away from the school. When that shooting incident started, he ran to his car, got his gun, ran back, disarmed the shooter and held him on the ground until the police arrived. Had the law not been passed, the assistant principal might have prevented the two deaths and seven shooting-related injuries.

Schoolyard Shootings	
1992-93	55 deaths
1993-94	51 deaths
1994-95	20 deaths
1995-96	35 deaths
1996-97	25 deaths
1997-98	40 deaths

Myth: Trigger locks will keep children from accidentally shooting themselves

Fact: 31 of 32 models of gun locks tested by the government’s Consumer Product Safety Commission could be opened without the key. According to their spokesperson, "We found you could open locks with paper clips, a pair of scissors or tweezers, or you could whack them on the table and they would open."¹²⁷

Fact: 85% of all the communities in America recorded no juvenile homicides in 1995, and 93.4% of communities recorded one or no juvenile arrests for murder.¹²⁸

Fact: In 1996, even though there were around 80 million people owning guns, there were only 44 accidental gun deaths for children under age 10, or about 0.0001%.¹²⁹

Fact: California has a trigger lock law and saw a 12% increase in fatal firearm accidents in 1994. Texas doesn't have one and experienced a 28% decrease in the same year.¹³⁰ However, trigger locks do render guns inaccessible for self-defense.

¹²³ Lott J, Landes W; "Multiple Victim Public Shootings, Bombings, and Right-to-Carry Concealed Handgun Laws: Contrasting Private and Public Law Enforcement"; University of Chicago – covers years 1977 to 1995

¹²⁴ Ibid

¹²⁵ National Center for Education Statistics' Violence and Discipline Problems in U.S. Public Schools, 1996-97

¹²⁶ Department of Education "Principal/School Disciplinarian Survey on School Violence", March, 2000

¹²⁷ Washington Post, Feb 7, 2001, Page A01

¹²⁸ Federal Bureau of Investigation “Crime in the United States: Uniform Crime Reports”, 1996

¹²⁹ Prof. John Lott, CBS News web site, March 20, 2000

Fact: Children as young as seven (7) years old have demonstrated that they can pick or break trigger locks, or operate a gun with a trigger lock in place.¹³¹ Over half of non-criminal firearm deaths for children over age seven are suicides, so trigger locks are unlikely to reduce these deaths.

Fact: If criminals are deterred from attacking victims because of the fear that people might be able to defend themselves, gunlocks may in turn *reduce the danger to criminals* committing crime, and thus increase crime. This problem is exacerbated because many mechanical locks (such as barrel or trigger locks) also require that the gun be stored unloaded.

Myth: More than 1,300 children commit suicide with guns

Fact: This statistic includes “children” ages 18-19.¹³²

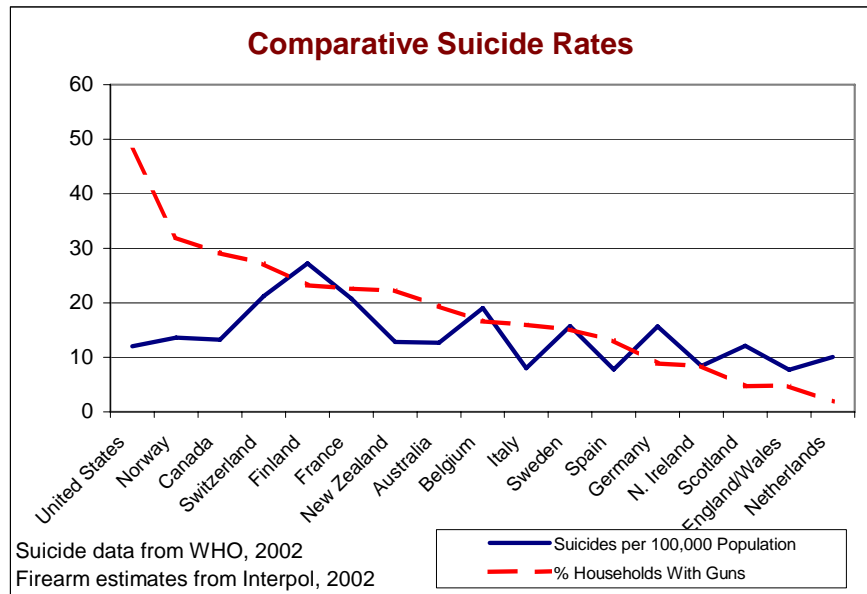
Fact: Worldwide, the per capita suicide rate is fairly static (the suicide rate of the U.S. is lower than many industrial countries, including many where private gun ownership is banned). A certain fraction of the population will commit suicide regardless of the available tools.

Fact: The firearm and non-firearm rate of suicide among children age 15 and under was virtually

unchanged in states that passed and maintained “safe storage” laws for four or more years.¹³³

Fact: People, including children, who are determined to commit suicide will find a way. There is a documented case of a man who killed himself by drilling a hole in his own skull using a power drill.¹³⁴

Fact: Banning country music might be more effective – one study shows 51% of the music-influenced suicide differential can be traced to country music.¹³⁵



¹³⁰ National Center for Health Statistics, 1995

¹³¹ General Accounting Office, “Accidental Shootings: many deaths and injuries caused by firearms could be prevented,” United States General Accounting Office, March 1991

¹³² Determined using CDC mortality data, and finding the only possible fit for the claim.

¹³³ John Lott, “Accidental Deaths, Suicides, and Crime Safe Storage Gun Laws”, Yale Law School, 2000

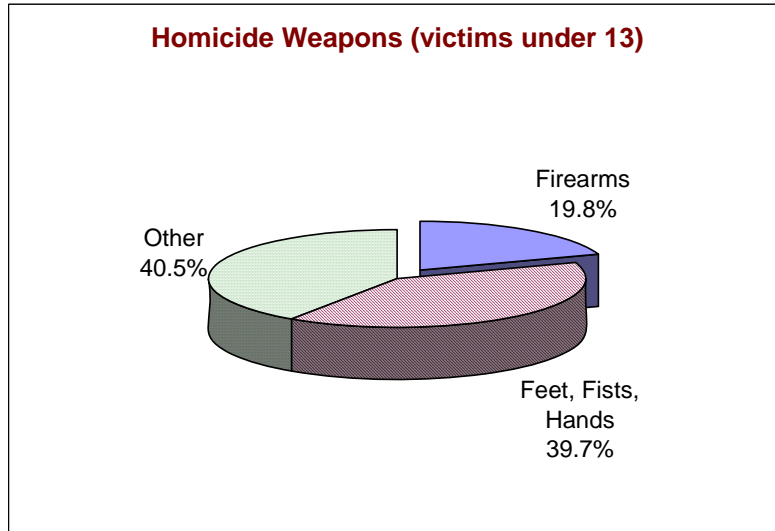
¹³⁴ “Drilled Head Husband Dies in Hospital”, April 28, 2003, scotsman.com

¹³⁵ Steven Stack, Jim Gundlach, “The Effect of Country Music on Suicide”, Social Forces. Volume: 71. Issue: 1., 1992

Myth: Guns in America spark youth violence

Fact: Non-firearm juvenile violent crime rate in the U.S. is twice that of 25 other industrialized western nations. The non-firearm infant-homicide rate in the U.S. is 3.5 times higher.¹³⁶ Thus we have a violence problem – not a “gun” problem.

Fact: Non-firearm related homicides of children out-rank gun related homicides by children almost 5-to-1¹³⁷



Myth: Stricter gun control laws could have prevented the Columbine massacre

Fact: Harris and Klebold violated close to 20 firearms laws in obtaining weapons. Would 21 laws really have made a difference? The two shotguns and one rifle used by Harris and Klebold were purchased by a girlfriend who passed a background check, and the TEC-9 handgun used was already banned.

Myth: Children should be kept away from guns for their own safety

Fact: 0% of children that get guns from their parents commit gun-related crimes while 21% of those that get them illegally do.¹³⁸

Fact: Children that acquire guns illegally are twice as likely to commit street crimes (24%) than are those given guns by their parents (14%).¹³⁹

Fact: Almost three times as many children (41%) take drugs if they also obtain guns illegally, as compared to children given guns by their parents (13%).

Fact: In the 1950's, children routinely played cops and robbers, had toy guns, were given BB rifles and small caliber hunting rifles before puberty. Yet the homicide rate in the 1950's was almost half of that in the 1980's.¹⁴⁰

¹³⁶ "Kids and Guns" bulletin, from Centers for Disease Control and Prevention statistics, 2000. Covers years 1990-1995

¹³⁷ FBI Uniform Crime Statistics, 1997

¹³⁸ U.S. Justice Department, "Urban Delinquency and Substance Abuse", 2000

¹³⁹ Ibid

¹⁴⁰ National Center for Health Statistics, Vital Statistics, Revised July, 1999

Myth: More children are hurt with guns than by any other means

Fact: Fewer than 2% of all unintentional injury deaths for children in the U.S. between ages 0-14 are from firearms.¹⁴¹

Fact: The Center for Disease Control, a federal agency, agrees. According to them, in 1998, children 0-14 years died from the following causes in the U.S.¹⁴²

Fact: Children are 12 times more likely to die in an automobile accident than from gun-related homicides or legal interventions (being shot by a cop, for example) if they are age 0-14. For the group 0-24 years old (which bends the definition of “child” quite a bit), the rate is still 8.6 times higher for cars.¹⁴³

Fact: In 2001, there were only 72 accidental firearm deaths for children under age 15, compared with over 2,100 children that drowned (29 times as many drowning deaths as firearm deaths).¹⁴⁴

Fact: Accidental firearm injuries for children and adolescents dropped 37% from 1993 to 1997, with the fastest drop – a 64% reduction – being for children.¹⁴⁵

Fact: Boys who own legal firearms have much lower rates of delinquency and drug use and are even less delinquent than non-owners of guns.¹⁴⁶

Cause of injury	% of children
All Automobile	51%
Drowning	17%
Pedestrian	11%
Fires, burns	11%
All other causes	10%
Suffocation by ingested object	4%
Falls	3%
Firearms	2%
Poisoning by solids, liquids	1%

National Center for Health Statistics, 1995

Cause of death	Count	% of children
Motor vehicle	4,550	46.2%
Drowning	2,102	17.4%
Fire/burn	482	10.6%
Suffocation	250	5.5%
Pedestrian, Other	145	3.2%
Other Land Transport	144	3.2%
Fall	98	2.2%
Poisoning	81	1.8%
Natural/ Environment	73	1.6%
Firearm	72	1.6%
Other Transport	68	1.5%
Struck by or Against	67	1.5%
Other Spec., classifiable	62	1.1%

Center for Disease Control, 20 Leading Causes of Unintentional Injury Deaths, United States, 2001, All Races, Both Sexes, Ages: 1-14

¹⁴¹ National Safety Council, “Injury Facts”, 1999 – figures rounded for ease of display

¹⁴² Center for Disease Control, “Deaths: Final for 1998”, vol. 48 no. 11., July 24, 2000

¹⁴³ 1997 National Center for Health Statistics National Vital Statistics Report

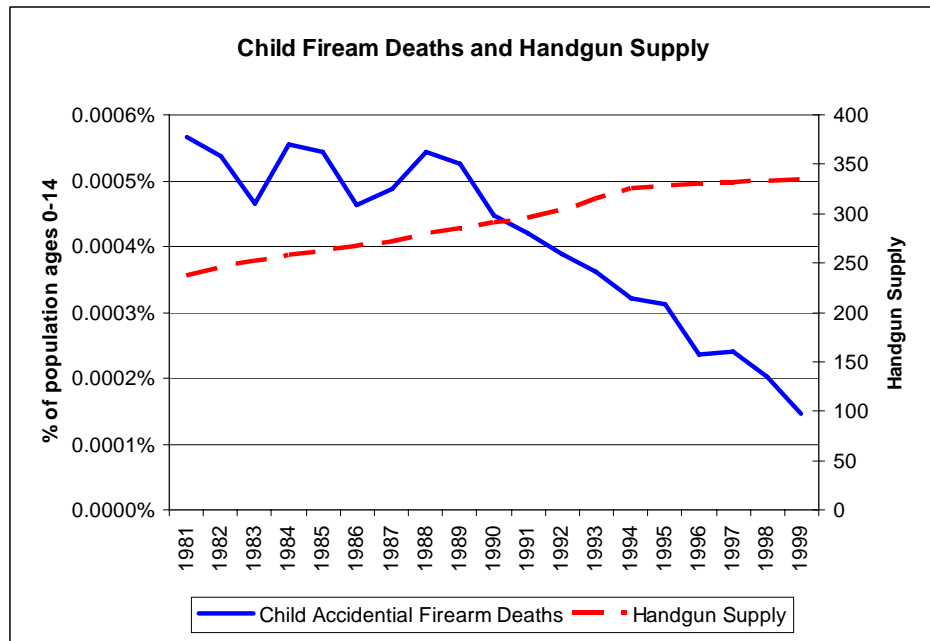
¹⁴⁴ Center for Disease Control, 20 Leading Causes of Unintentional Injury Deaths, United States, 2001, All Races, Both Sexes, Ages: 1-14

¹⁴⁵ “Firearms Injury Surveillance Study”, Centers for zDisease Control and Prevention, December 2001

¹⁴⁶ U.S. Department of Justice, National Institute of Justice, Office of Juvenile Justice and Delinquency Prevention, NCJ-143454, “Urban Delinquency and Substance Abuse,” August 1995

Fact: The *non-gun* homicide rate of children in the U.S. is more than twice as high as in other western countries. And eight times as many children die from *non-gun* violent acts than from gun crimes.¹⁴⁷ This indicates that the problem is violence, not guns.

Fact: Fatal gun accidents for children ages 0-14 declined by almost 83% from 1981 to 2002¹⁴⁸ – all while the number of handguns per capita increased over 41%¹⁴⁹.



Fact: 82% of homicides to children age 13 and under were committed *without* a gun.¹⁵⁰

Myth: If it saves the life of one child, it is worth it

Fact: Firearms in private hands are used 2.5 million times each year to prevent crime, or 6,849 times every day¹⁵¹, including rapes, aggravated assaults, and kidnapping. The number of innocent children protected by firearm owning parents far outweighs the number hurt by guns.

Fact: Most Americans (firearm owners or not) believe that it is the way parents raise their kids that causes gun violence. Among *non-firearm* owners, 38% said it was parental neglect that causes youth violence, while only 28% thought it was due to the availability of guns.¹⁵² They may be right as most homicides of children under age five are by their own parents. Mothers killed 31% and another 31% were killed by fathers.¹⁵³

¹⁴⁷ Office of Juvenile Justice and Delinquency Prevention, "Kids and Guns", 2000

¹⁴⁸ National Center for Health Statistics

¹⁴⁹ BATF estimates on handguns in circulation, BATF, Firearms Commerce in the United States 2001/2002

¹⁵⁰ FBI Uniform Crime Statistics, 1997

¹⁵¹ Gary Kleck, Criminologist, Florida State University, 1997

¹⁵² Gallup/Women.com poll, May 2000

¹⁵³ FBI, Supplementary Homicide Reports, 1976-98

ASSAULT WEAPONS

“Assault weapon” is an invented term. In the firearm lexicon, there is no such thing as an “assault weapon”. The closest relative is the “assault rifle”, which is a machine gun or “select fire” rifle that fires rifle cartridges.¹⁵⁴ In most cases, “assault weapons” are functionally identical to hunting rifles, though cosmetically similar to military guns.

Myth: Assault weapons are a serious problem in the U.S.

Fact: In 1994, before the Federal "assault weapons ban", you were eleven (11) times more likely to be beaten to death than to be killed by an “assault weapon”.¹⁵⁵ In the first year since the ban was lifted, murders declined 3.6%, and violent crime 1.7%.¹⁵⁶

Fact: Nationally, “assault weapons” were used in 1.4% of crimes involving firearms and 0.25% of all violent crime before the enactment of any national or state “assault weapons” ban. In many major urban areas (San Antonio, Mobile, Nashville, etc.) and some entire states (Maryland, New Jersey, etc.) the rate is less than 0.1%.¹⁵⁷

Fact: Even weapons misclassified as “assault weapons” (common in the former Federal and California "assault weapons" confiscations) are used in less than 1% of all homicides.¹⁵⁸

Fact: Police reports show that “assault weapons” are a non-problem:

For California:

- **Los Angeles:** In 1998, of 538 documented gun incidents, only one (0.2%) involved an "assault weapon".
- **San Francisco:** In 1998, only 2.2% of confiscated weapons were "assault weapons".
- **San Diego:** Between 1988 and 1990, only 0.3% of confiscated weapons were "assault weapons".
- “I surveyed the firearms used in violent crimes...assault-type firearms were the least of our worries.”¹⁵⁹

For the rest of the nation:

- Between 1980 and 1994, only 2% of confiscated guns were "assault weapons".¹⁶⁰
- Just under 2% of criminals that commit violent crimes used “assault weapons”.¹⁶¹

¹⁵⁴ Department of Defense Small Arms Identification and Operations Guide

¹⁵⁵ FBI Uniform Crime Statistics, 1994

¹⁵⁶ FBI Uniform Crime Statistics, Preliminary Summary, 2004

¹⁵⁷ Gary Kleck, “Targeting Guns”, 1997, compilation of 48 metropolitan police departments from 1980-1994

¹⁵⁸ FBI Uniform Crime Statistics, 1993

¹⁵⁹ S.C. Helsley, Assistant Director DOJ Investigation and Enforcement Branch, California, October 31, 1988

¹⁶⁰ Gary Kleck, “Targeting Guns”, 1997, compilation of 48 metropolitan police departments from 1980-1994

¹⁶¹ Gary Kleck, “Targeting Guns”, 1997, calculated from Bureau of Justice Statistics, assault weapon recovery rates

Fact: Only 1.4% of recovered crime weapons are models covered under the 1994 "assault weapons" ban.¹⁶²

Fact: In Virginia, no surveyed inmates had carried an "assault weapon" during the commission of their last crime, despite 20% admitting that they had previously owned such weapons.¹⁶³

Fact: Most "assault weapons" have no more firepower or killing capacity than the average hunting rifle and "play a small role in overall violent crime".¹⁶⁴

Fact: Even the government agrees. "... the weapons banned by this legislation [1994 Federal Assault Weapons ban - since repealed] were used only rarely in gun crimes"¹⁶⁵

"No one should have any illusions about what was accomplished (by the ban). Assault weapons play a part in only a small percentage of crime. The provision is mainly symbolic; its virtue will be if it turns out to be, as hoped, a stepping stone to broader gun control."

Washington Post editorial
September 15, 1994

Myth: One out of five police officers killed are killed with assault weapons¹⁶⁶

Fact: This "study" included firearms not on the former Federal "assault weapons" list. Including various legal firearms¹⁶⁷ inflated the statistics almost 100%.

Fact: Only 1% of police officers murdered were killed using "assault weapons". They were twice as likely to be killed with their own handgun.¹⁶⁸

Fact: One federal government study found *zero* "assault weapons" were used to kill cops.¹⁶⁹

Myth: Assault weapons are favored by criminals

Fact: Only 8% of criminals use anything that is classified (even incorrectly) as an "assault weapon"¹⁷⁰, though less than 1% claimed to use these firearms when committing crimes.¹⁷¹

Fact: Criminals are as likely to carry single shot (derringer) handguns as they are to carry "assault weapons".¹⁷²

¹⁶² From statewide recovery report from Connecticut (1988-1993) and Pennsylvania (1989-1994)

¹⁶³ Criminal Justice Research Center, Department of Criminal Justice Services, 1994

¹⁶⁴ Philip McGuire, Handgun Control, Inc., April 7, 1989, Mohr C. "House Panel Issue: Can Gun Ban Work." New York Times. April 7, 1989. P. A-15

¹⁶⁵ "Impacts of the 1994 Assault Weapons Ban: 1994-96.", National Institute of Justice, March 1999

¹⁶⁶ This claim was made by the anti-gun Violence Policy Center in their 2003 report titled "Officer Down"

¹⁶⁷ The "study" included legal models of the SKS, Ruger Mini-14, and M1-Carbine, which were all in circulation before the federal "assault weapons" ban and which were excluded from the ban.

¹⁶⁸ "Law Enforcement Officers Killed and Assaulted", FBI, 1994

¹⁶⁹ U.S. Department of Justice, "Violent Encounters: A Study of Felonious Assaults on Our Nation's Law Enforcement Officers", August 2006

¹⁷⁰ Bureau of Justice Statistics, "Firearm Use by Offenders", November 2001

¹⁷¹ Ibid.

Fact: "Assault rifles have never been an issue in law enforcement. I have been on this job for 25 years and I haven't seen a drug dealer carry one. They are not used in crimes, they are not used against police officers."¹⁷³

Fact: "Since police started keeping statistics, we now know that "assault weapons" are/were used in an underwhelming 0.026 of 1% of crimes in New Jersey. This means that my officers are more likely to confront an escaped tiger from the local zoo than to confront an assault rifle in the hands of a drug-crazed killer on the streets."¹⁷⁴

Thoughts: "Assault weapons" are large and unwieldy. Even misclassified handguns tend to be bigger than practical for concealed carry. Criminals (who, incidentally, disregard concealed carry laws) are unlikely to carry "assault weapons."

Myth: Assault weapons can be easily converted to machine guns

Fact: Firearms that can be "readily converted" are already prohibited by law.¹⁷⁵

Fact: None of the firearms on the list of banned weapons can be readily converted.¹⁷⁶

Fact: Only 0.15% of over 4,000 weapons confiscated in Los Angeles in one year were converted, and only 0.3% had any evidence of an attempt to convert.¹⁷⁷

Myth: Assault weapons are used in 16% of homicides

Fact: This figure was concocted to promote an "assault weapons" bill in New York. The classification scheme used encompassed most firearms sold in the U.S. since 1987 (center fire rifles and shotguns holding more than six cartridges, and handguns holding more than 10 rounds). By misclassifying "assault weapons", they expanded the scope of a non-problem.

Myth: The 1994 (former) Federal Assault Weapons Ban was effective

Fact: "... we cannot clearly credit the ban with any of the nation's recent drop in gun violence."¹⁷⁸

Fact: The ban covered only 1.39% of the models of firearms on the market, so the ban's effectiveness is automatically limited.

¹⁷² Ibid

¹⁷³ Deputy Chief of Police Joseph Constance, Trenton NJ, testimony - Senate Judiciary Committee in Aug 1993

¹⁷⁴ Ibid

¹⁷⁵ U.S. Code title 26, subtitle E, Chapter 53, subchapter B, part 1, section 5845

¹⁷⁶ BATF test as reported in the New York Times, April 3, 1989

¹⁷⁷ Jimmy Trahin, Los Angeles Detective, Congressional testimony, Subcommittee on the Constitution of the Committee on the Judiciary, May 5, 1989, 101st Congress, 1st Session. May 5, 1989. Washington, DC: US Government Printing Office. p. 379

¹⁷⁸ "An Updated Assessment of the Federal Assault Weapons Ban: Impacts on Gun Markets and Gun Violence, 1994-2003", National Institute of Justice, June 2004

Fact: "The ban has failed to reduce the average number of victims per gun murder incident or multiple gunshot wound victims."¹⁷⁹

Fact: "The public safety benefits of the 1994 ban have not yet been demonstrated."¹⁸⁰

Fact: "The ban triggered speculative price increases and ramped-up production of the banned firearms"¹⁸¹

Fact: "The ban ... ramped-up production of the banned firearms prior to the law's implementation"¹⁸² and thus increased the total supply over the following decade.

Fact: The Brady Campaign claims that "After the 1994 ban, there were 18% fewer "assault weapons" traced to crime in the first eight months of 1995 than were traced in the same period in 1994". However they failed to note (and these are mentioned in the NIJ study) that:

1. "Assault weapons" traces were minimal before the ban (due to their infrequent use in crimes), so an 18% change enters the realm of statistical irrelevancy.
2. Fewer "assault weapons" were available to criminals because collectors bought-up the available supply before the ban.

"Passing a law like the assault weapons ban is a symbolic, purely symbolic move ... Its only real justification is not to reduce crime but to desensitize the public to the regulation of weapons in preparation for their ultimate confiscation."

Charles Krauthammer, Syndicated Columnist, The Washington Post, April 5, 1996

Myth: Nobody needs an assault weapon

Fact: Recall the Rodney King riots in that anti-gun city of Los Angeles. Every major news network carried footage of Korean storeowners sitting on the roofs of their stores, armed with "assault weapons".¹⁸³ Those were the stores that did *not* get burned to the ground, and those were the people that were *not* dragged into the street and beaten by rioters. "You can't get around the image of people shooting at people to protect their stores and it working. This is damaging to the [gun control] movement."¹⁸⁴

Fact: There are many reasons people prefer to use these firearms:

- They are easy to operate
- They are very reliable in outdoor conditions (backpacking, hunting, etc.)
- They are accurate
- They are good for recreational and competitive target shooting
- They have value in many self-defense situations

¹⁷⁹ "Impacts of the 1994 Assault Weapons Ban: 1994-96.", National Institute of Justice, March 1999

¹⁸⁰ Ibid

¹⁸¹ Ibid

¹⁸² Ibid

¹⁸³ Washington Post, May 2, 1992

¹⁸⁴ Josh Sugarmann, executive director of the Violence Policy Center, Washington Post, May 18, 1993

Fact: There are many sports in which these firearms are required:

- Many hunters use these firearms
- Three-gun target matches
- Camp Perry competitions, especially the Service Rifle events
- DCM/CMP competitions
- Bodyguard simulations

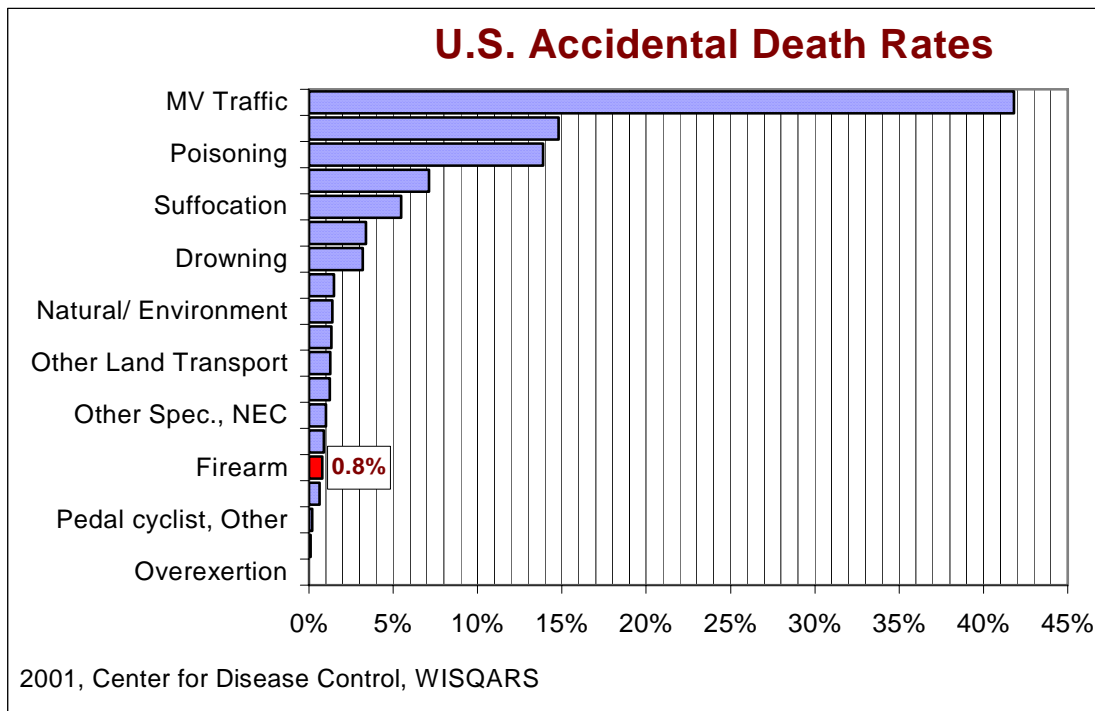
Fact: Ours is a Bill of Rights, not a Bill of Needs.

ACCIDENTAL DEATHS

Myth: Accidental gun fatalities are a serious problem

Fact: Firearm misuse causes only a small number of accidental deaths in the U.S.¹⁸⁵ For example, compared to accidental death from firearms, you are:

- Four times more likely to burn to death or drown
- 17 times more likely to be poisoned
- 19 times more likely to fall
- And 53 times more likely to die in an automobile accident



Fact: In 2001, there were only 65 accidental gun deaths for children under age 13. About 11 times as many children die from drowning.¹⁸⁶

Fact: In 1993, there were 1,334 drownings and 528 firearm-related accidental deaths from ages 0-19. Firearms outnumber pools by a factor of over 30:1. Thus, the risk of drowning in a pool is nearly 100 times higher than from a firearm-related accident for everyone, and nearly 500 times for ages 0-5.¹⁸⁷

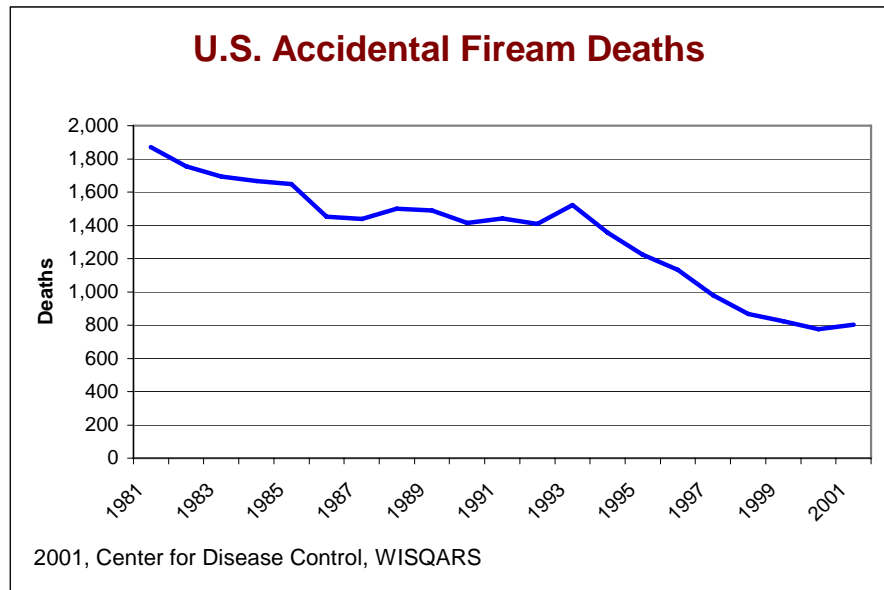
¹⁸⁵ 2001, Center for Disease Control, WISQARS

¹⁸⁶ Ibid

¹⁸⁷ National Center for Health Statistics, and the National Spa and Pool Institute

Fact: Medical mistakes kill 400,000 people per year – equivalent to one fully loaded jumbo jet crash per day – or about 286 times the rate of all accidental firearm deaths.¹⁸⁸ This translates into 1 in 6 doctors causing an accidental death, and 1 in 56,666 gun owners doing the same.

Fact: Only 3% of gun deaths are from accidents, and some insurance investigations indicate that many of these may not be accidents after all.¹⁸⁹



Fact: Around 2,000 patients each year – six per day – are accidentally killed or injured in hospitals by registered nurses.¹⁹⁰

Myth: Handguns are unsafe and cause accidents

Fact: Most fatal firearm accidents involve long guns, which are more deadly. These are typically hunting accidents.¹⁹¹

Fact: Handguns have triggers that are difficult for small (child) hands to operate, and are rarely the cause of accidents.¹⁹²

Myth: Innocent bystanders are often killed by guns

Fact: Less than 1% of all gun homicides involve innocent bystanders.¹⁹³

Myth: Citizens are too incompetent to use guns for protection

Fact: About 11% of police shootings kill an innocent person - about 2% of shootings by citizens kill an innocent person. The odds of a defensive gun user killing an innocent person are less than

¹⁸⁸ Medical death statistics from Dr. David Lawrence, CEO Kaiser Permanente. Gun deaths 1993, CDC report

¹⁸⁹ Gary Kleck, "Targeting Guns: Firearms and Their Control", 1997, Aldine de Gruyter at 293-324

¹⁹⁰ Chicago Tribune report, Sept 10, 2000

¹⁹¹ Gary Kleck, "Targeting Guns: Firearms and Their Control", 1997, Aldine de Gruyter at 293-324

¹⁹² Ibid.

¹⁹³ Sherman, Steele, Laufersweiler, Hoffer and Julian, "Stray bullets and 'mushrooms'", 1989, Journal of Quantitative Criminology

1 in 26,000.¹⁹⁴ And that is with citizens using guns to prevent crimes almost 2,500,000 times every year.

Fact: Most firearm accidents are caused by people with other forms of poor self-control. These include alcoholics, people with previous criminal records, multiple driving accidents, and other risky behaviors.¹⁹⁵

Myth: Gun accidents are flooding emergency rooms

Fact: The rate of gun accidents is so low the U.S. Consumer Product Safety Commission doesn't even mention them in their annual safety reports.

Myth: "Junk" guns are dangerous and should be banned

Fact: In the history of the state of California, not one lawsuit against a gun maker had been filed (until 2003) based on a weapon being defective or poorly designed.¹⁹⁶

Myth: Guns should be made to conform to product liability laws

Fact: Guns are already covered under product liability laws. If you have a defective gun that does not operate properly, you can sue the gun maker.

¹⁹⁴ C. Cramer, and D. Kopel "Shall Issue: The New Wave of Concealed Handgun Permit Laws". Independence Institute Issue Paper. October 17, 1994

¹⁹⁵ Gary Kleck, "Targeting Guns: Firearms and Their Control", 1997, Aldine de Gruyter at 307, 312

¹⁹⁶ California Trial Lawyers Association, 1998

GOVERNMENT, GUN LAWS, AND SOCIAL COSTS

Myth: Gun control reduces crime

Fact: The U.S. government “found insufficient evidence to determine the effectiveness of any of the firearms laws or combinations of laws reviewed on violent outcomes”¹⁹⁷ and also concluded in one study that none of the attackers interviewed was “hindered by any law--federal, state or local--that has ever been established to prevent gun ownership. They just laughed at gun laws.”¹⁹⁸

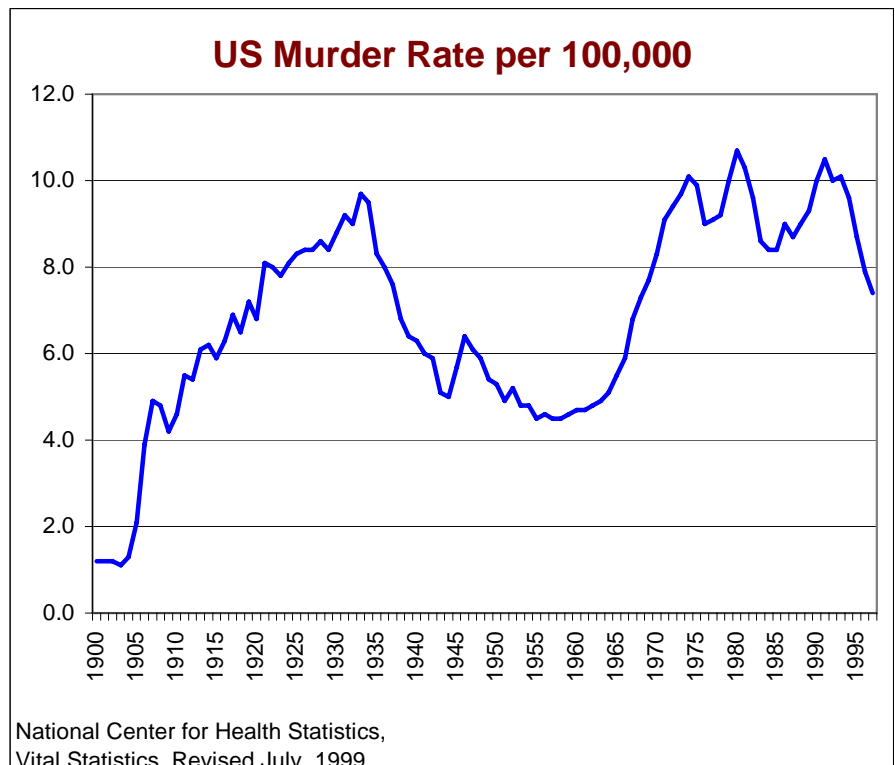
Fact: Violent crime appears to be encouraged by gun control. Most gun control laws in the United States have been written since 1968, yet the murder rate rose during the 70s, 80s and early 90s.¹⁹⁹

Fact: In 1976, Washington, D.C. enacted one of the most restrictive gun control laws in the nation. The city's murder rate rose 134 percent through 1996 while the national murder rate has dropped 2 percent.²⁰⁰

Fact: Among the 15 states with the highest homicide rates, 10 have restrictive or very restrictive gun laws.²⁰¹

Fact: Maryland claims to have the toughest gun control laws in the nation and ranks #1 in robberies and #4 in both violent crime and murder.²⁰²

Fact: In 2000, 20% of U.S. homicides occur in four cities with just six percent of the population – New York, Chicago, Detroit, and Washington, D.C. – most of which have/had a virtual



¹⁹⁷ CDC, Task Force on Community Preventive Services, “First Reports Evaluating the Effectiveness of Strategies for Preventing Violence: Firearms Laws”, Oct 3, 2003 – a systematic review of 51 studies that evaluated the effects of selected firearms laws on violence

¹⁹⁸ U.S. Department of Justice, "Violent Encounters: A Study of Felonious Assaults on Our Nation's Law Enforcement Officers", August 2006

¹⁹⁹ National Center for Health Statistics, Vital Statistics, Revised July, 1999

²⁰⁰ Dr. Gary Kleck, University of Florida using FBI Uniform Crime Statistics, 1997

²⁰¹ Ibid

²⁰² FBI Uniform Crime Reports (UCR) for 2000, p. 79, Table 5, "Index of Crime by State"

prohibition on private handguns.²⁰³

Fact: The landmark federal Gun Control Act of 1968, banning most interstate gun sales, had no discernible impact on the criminal acquisition of guns from other states.²⁰⁴

Fact: Washington, D.C.'s 1977 ban on the ownership of handguns (except those already registered in the District) was not linked to any reduction in gun crime in the nation's capital.²⁰⁵

Fact: New York has one of the most restrictive gun laws in the nation – and 20% of the armed robberies.²⁰⁶

Fact: Maryland has some of the strictest gun control laws and has the highest robbery rate in the country, and is 4th in violent crime and homicide. The robbery rate is 70% more than the national average.²⁰⁷ These numbers are likely low because one of their more violent cities, Baltimore, failed to report their crime levels.

Fact: There are more than 22,000²⁰⁸ gun laws at the city, county, state, and federal level. If gun control worked, then we should be free of crime. But the Federal government concluded that no criminal that attacked a police officer was “hindered by any law--federal, state or local--that has ever been established to prevent gun ownership. They just laughed at gun laws.”²⁰⁹

Myth: Guns should be registered and licensed like cars

Fact: You do not need a license to buy a car. You can buy as many as you want and drive them all you like on your own property without a license.

Fact: Cars are registered because they are (a) sources of tax revenue, (b) objects of fraud in some transactions, and (c) significant theft targets. Thus we ask the government to track them.

Fact: There is no constitutionally guaranteed right to keep and bear automobiles, and thus they are subject to greater regulation than guns.

Fact: There are more guns in the U.S. than cars (228,000,000 guns and 207,754,000 automobiles). Yet you are 31 times more likely to be accidentally killed by a car than a gun according to the National Safety Council²¹⁰ ... despite cars having been registered and licensed for almost 100 years.

²⁰³ Ibid

²⁰⁴ “Under the Gun”, Wright, Rossi, Daly, University of Massachusetts, 1981

²⁰⁵ Ibid

²⁰⁶ Ibid

²⁰⁷ FBI Uniform Crime Reports, September 15, 2000

²⁰⁸ Bureau of Alcohol, Tobacco and Firearms estimate and reported via James Wright, Peter H. Rossi, Kathleen Daly, “Under the Gun: Weapons, Crime, and Violence in America”, 1983

²⁰⁹ As presented by Ed Davis, criminal investigative instructor FBI Behavioral Science Unit, to the International Association of Chiefs of Police, reporting from U.S. Department of Justice, "Violent Encounters: A Study of Felonious Assaults on Our Nation's Law Enforcement Officers", August 2006

²¹⁰ Automobiles estimates, Federal Highway Administration, October 1998. Firearm estimates, FBI Uniform Crime Statistics, 1996.

Myth: The Brady Bill caused a decrease in gun homicides

Fact: All violent crime (including gun and non-gun murders) fell during the same period, 1992 to 1997. However, the percent of homicides committed with guns stayed the same. In 1992, 68% of murders were committed with guns; in 1997, it was still 68%.²¹¹ Thus, the decreased gun homicide rate was part of an overall declining crime rate, not an effect of the Brady Bill.

Fact: Gun possession by criminals has risen in the Brady years – 18% of state prisoners (was 16% before Brady) and 15% for federal prisoners (was 12% before Brady) are caught with firearms.²¹²

Fact: The Brady law has so far failed to appreciably save lives.²¹³

Fact: Violent crime started falling in 1991, three years before passage of the Brady law. The Brady law did not apply in 18 states, yet violent crime in those states fell just as quickly.²¹⁴

Fact: A majority of Americans agree that the bill is worthless. 51% believe the act has been ineffective at reducing violent crime, and 56% believe it has had no impact on reducing the number of homicides in the U.S.²¹⁵

Myth: Gun laws are being enforced

Fact: During the Clinton administration, federal prosecutions of gun-related crimes dropped more than 44 percent.²¹⁶

Fact: Of the 3,353 prohibited individuals that obtained firearms, the Clinton administration only investigated 110 of them (3.3%).²¹⁷

Fact: Despite 536,000 prohibited buyers caught by the National Instant Background Check, only 6,700 people (1.25%) have been charged for these firearms violations. This includes 71% of the violations coming from convicted or indicted felons.²¹⁸ None of these crimes were prosecuted by the Federal government in 1996, 1997, or 1998.²¹⁹

²¹¹ FBI Uniform Crime Reports for 1992 and 1997

²¹² Bureau of Justice Statistics, “Firearm Use by Offenders”, November 2001

²¹³ Dr. Jens Ludwig, Dr. Philip J. Cook, Journal of the American Medical Association, August 2000

²¹⁴ Prof John Lott, “Gun Licensing Leads to Increased Crime, Lost Lives”, L.A. Times, Aug 23, 2000, based on both the FBI Uniform Crime Statistics for 1990s and the U.S. Justice Department Crime Victimization Survey

²¹⁵ Portrait of America survey, August 2000

²¹⁶ Transactional Records Access Clearinghouse (TRAC) at Syracuse University covering 1992 through 1998

²¹⁷ General Accounting Office (GAO) 2000 audit of the National Instant Check System between 11/30/98 and 11/30/99

²¹⁸ Bureau of Justice Statistics, Federal Firearm Offenders and Background Checks for Firearm Transfers, June 4, 2000

²¹⁹ U.S. Justice Department statistics, 1999

Fact: In 1998, the government prosecuted just eight children for gun law violations.²²⁰ In that same year, there were only:

- 8 prosecutions for juvenile handgun possession.
- 6 prosecutions for handgun transfer to juveniles.
- 1 prosecution for Brady Law violations.

Fact: Some of the reasons listed for not prosecuting known gun criminals include “minimal federal interest” and “DOJ/U.S. Attorney policy”.²²¹

Fact: Half of referrals concerning violent criminals were closed without investigation or prosecution.²²²

Fact: The average sentence for a federal firearms violation dropped from 57 months to 46 months from 1996 to 1998.²²³

Fact: 18-20 year olds commit over 23% of all gun murders.²²⁴ None of these criminals are allowed by law to purchase a handgun, but the Federal government under Clinton rarely enforced this law.¹

Fact: Project Exile in Richmond, Virginia prosecutes felons caught with guns, and prosecutes them using Federal laws that require mandatory imprisonment. The first year result was a 33% drop in homicides for the Richmond Metro area in a year where the national murder rate was climbing.²²⁵ This shows that enforcement works. And according to Andrew McBride of the Richmond Justice Department Office, these cases are as easy to prosecute as "picking change up off the street."

Myth: Federal gun crime prosecutions increased 25%

Fact: 1992: 9,885 BATF referrals for federal firearm purchase violations
1998: 4,391 (56% drop)
1999: 5,489 (fictitious “25% increase”)²²⁶

Fact: 1992: 12,084 BATF referrals for all firearm law violations
1998: 5,620 (a 53% drop)

Myth: The social cost of gun violence is enormous

Fact: Because guns are used an estimated 2.5 million times per year to *prevent* crimes, the cost savings in personal losses, police work, and court and prison expenses vastly outweighs the cost

²²⁰ Ibid

²²¹ Bureau of Justice Statistics, Federal Firearm Offenders and Background Checks for Firearm Transfers, June 4, 2000

²²² General Accounting Office report on the Implementation of NICS, February, 2000

²²³ Ibid

²²⁴ United States Treasury and Justice Department Report, 1999

²²⁵ FBI Uniform Crime Statistics, 1999

²²⁶ BATF, 1999

of criminal gun violence and gun accidents. The net savings, under a worst-case scenario, is about \$3.5 billion a year.²²⁷

Fact: Guns are used 65 times more often to prevent a crime than to commit one.²²⁸

Fact: The medical cost of gun violence is only 0.16% of America's annual health care expenditures.²²⁹

Fact: Drunken drivers killed 15,935 people in 1998²³⁰ while homicides with guns were 12,102 for the same year. Drunken drivers continue to kill people randomly despite a decade of increased strictness and social pressure against drunk drivers.

Myth: The social cost of gun violence is \$20-100 billion

Fact: This "study"²³¹ included the lifetime earnings of people that die from guns, not just the true social costs. This included lost incomes of criminals killed by law-abiding citizens, and costs associated with suicides, and the "emotional costs experienced by relatives and friends of gunshot victims, and the fear and general reduction in quality of life ... including people who are not victimized". If the same methodology were used to calculate the social savings from private gun ownership, we would see a benefit to society of half a trillion dollars, or 10% of the 1999 US Gross Domestic Product.

Myth: Gun "buy back" programs get guns off the streets

Fact: According to the federal government, gun 'buybacks' have "no effect".²³²

Fact: "Buy backs" remove no more than 2% of the firearms within a community. And the firearms that are removed do not resemble guns used in crimes. "*There has never been any effect on crime results seen*".²³³

Fact: Up to 62% of people trading in a firearm still have another at home, and 27% said they would or might buy another within a year.²³⁴

Fact: More than 50% of the weapons bought via a gun buy-back program were over 15 years old, whereas almost half of firearms seized from juveniles are less than three years old.²³⁵

²²⁷ Sterling Burnett, National Center for Policy Analysis, "Suing Gun Manufacturers: Hazardous to Our Health", 1999

²²⁸ Taking Dr. Gary Kleck's estimate of 2.5 million gun defenses each year, divided by the FBI estimates of crimes committed with a firearm.

²²⁹ Max W and Rice DP, "Shooting in the dark: estimating the cost of firearm injuries." Health Affairs, 1993

²³⁰ Compiled by Mothers Against Drunk Driving (MADD)

²³¹ "The Financial Costs of Gun Violence", Linda Gunderson, Annals of Internal Medicine, September 21, 1999

²³² "Preventing Crime: What Works, What Doesn't, What's Promising", National Institute of Justice, July 1998

²³³ Garen Wintemute, Violence Prevention Research Program, U.C., Davis, 1997

²³⁴ Jon Vernick, John Hopkins Center for Gun Policy and Research, Sacramento and St. Louis studies

²³⁵ District of Columbia buyback program, 1999

Fact: According to a variety of sources, the actual effect is that gun buy-back programs:

- Disarm future crime victims, creating new social costs
- Gives criminals an easy way to dispose of evidence
- Are turned in by those least likely to commit crimes (the elderly, women, etc.)
- Cheap guns are bought and sold back to the government for a profit
- Cause guns to be stolen and sold to the police, creating more crime
- Seldom return stolen guns to their rightful owners

Fact: "They do very little good. Guns arriving at buy backs are simply not the same guns that would otherwise have been used in crime. If you look at the people who are turning in firearms, they are consistently the least crime-prone [ed: least likely to commit crimes]: older people and women."²³⁶

Myth: Closing down "kitchen table" gun dealers will reduce guns on the street

Fact: 43% of gun dealers had no inventory and sold no guns at all. Congressional testimony documented that the large number of low-volume gun dealers is a direct result of BATF policy. The BATF once prosecuted gun collectors who sold as few as three guns per year at gun shows, claiming that they were unlicensed, and therefore illegal, gun dealers. To avoid such harassment, thousands of American gun collectors became licensed gun dealers. Now the BATF claims not to have the resources to audit the paperwork monster it created.

Fact: Reforms of the Federal Firearm Licensing program – mainly focused at small volume retailers and traders – produced no significant results in firearm crime rates.²³⁷

Myth: Only the government should have guns

Fact: Only if you want criminals to have them as well. Loose inventory controls are notorious in government agencies, as shown by the Immigration and Naturalization Service (INS) that has "misplaced" 539 weapons, including a gas-grenade launcher and 39 automatic rifles or machine guns. Six guns were eventually linked to crimes (two guns had been used in armed robberies, one confiscated in a raid on a drug laboratory and two others during arrests. One was being held as evidence in a homicide investigation).²³⁸ And in July of 2001, it was reported that the FBI lost 449 weapons, including machine guns.

Myth: "Safe storage" laws protect people

Fact: 15 states that passed "safe storage" laws saw 300 more murders, 3,860 more rapes, 24,650 more robberies, and over 25,000 more aggravated assaults in the first five years. On average, the annual costs borne by victims averaged over \$2.6 billion as a result of lost productivity, out-of-

²³⁶ David Kennedy, Senior Researcher, Harvard University Kennedy School Program in Criminal Justice, in appearance on Fox News, November 22, 2000

²³⁷ Christopher Koper of Pennsylvania's Jerry Lee Center of Criminology, reported in *Criminology & Public Policy*, American Society of Criminology, March 2002

²³⁸ Associated Press report, April 17, 2001

pocket expenses, medical bills, and property losses. "The problem is, you see no decrease in either juvenile accidental gun deaths or suicides when such laws are enacted, but you do see an increase in crime rates."²³⁹

Fact: Only five American children under the age of 10 died of accidents involving handguns in 1997.²⁴⁰ Thus, the need for "safe storage" laws appears to be low.

Fact: In Merced California, an intruder stabbed three children to death with a pitchfork. The oldest child had been trained by her father in firearms use, but could not save her siblings from the attacker because the gun was locked away to comply with the state's "safe storage" law.²⁴¹

ⁱ Federal Firearm Offenders report, Bureau of Justice Statistics, June 4, 2000 – firearm suspects declined for prosecution by U.S. attorneys ... some of the reasons listed for not prosecuting known gun criminals include "minimal federal interest" and "DOJ/U.S. Attorney policy"

²³⁹ Prof. John Lott, "Safe Storage Gun Laws: Accidental Deaths, Suicides, and Crime" Yale School of Law, March 2000

²⁴⁰ Ibid

²⁴¹ Sierra Times and various wire services, September, 2000

CRIME AND GUNS

- 71% of gunshot victims had previous arrest records
- 64% had been convicted of a crime
- Each had an average of 11 prior arrests²⁴²
- 63% of *victims* have criminal histories and 73% of the time they know their assailant (twice as often as victims without criminal histories)²⁴³

Most gun violence is between criminals, which should be the public policy focus.

Myth: Guns are not a good deterrent to crime

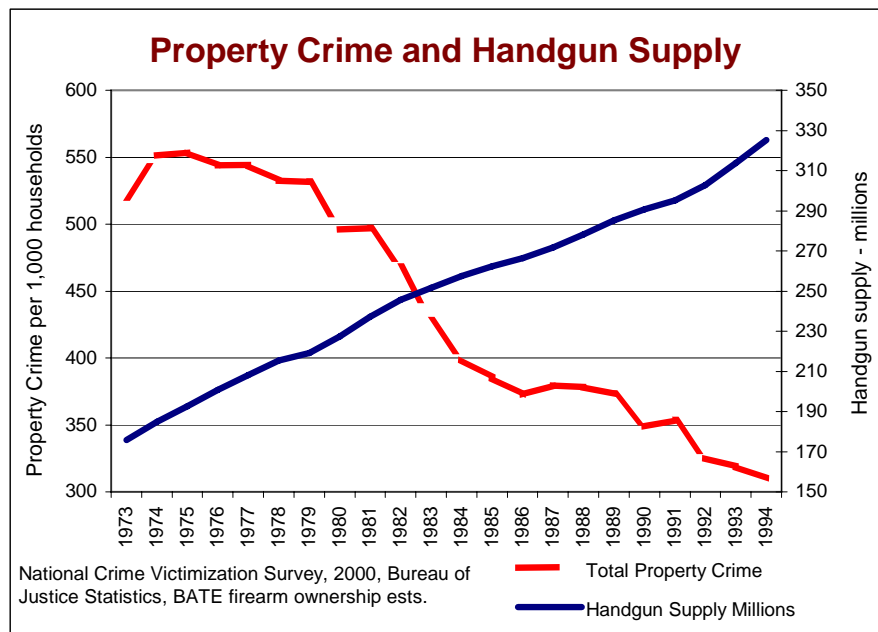
Fact: Guns prevent an estimated 2.5 million crimes a year, or 6,849 every day.²⁴⁴ Often the gun is never fired and no blood (including the criminal's) is shed.

Fact: It seems to be slowing down property crime (especially burglaries). The chart shows the handgun supply in America (mainly in civilian hands) to the property crime rate.²⁴⁵

Fact: Every day, 550 rapes, 1,100 murders, and 5,200 other violent crimes are

prevented just by showing a gun. In less than 0.9% of the time is the gun ever actually fired.²⁴⁶

Fact: 60% of convicted felons admitted that they avoided committing crimes when they knew the victim was armed. 40% of convicted felons admitted that they avoided committing crimes when they thought the victim might be armed.²⁴⁷



²⁴² Richard Lumb, Paul Friday, City of Charlotte Gunshot Study, Department of Criminal Justice, 1994

²⁴³ San Francisco Department of Public Health and San Francisco Injury Center, "Firearm-related Injury Incidents in 1999 – Annual Report", February 2002

²⁴⁴ "Targeting Guns", Dr. Gary Kleck, Criminologist, Florida State University, 1997

²⁴⁵ National Crime Victimization Survey, 2000, Bureau of Justice Statistics, BATF estimates on handgun supply

²⁴⁶ Ibid

²⁴⁷ James Wright and Peter Rossi, "Armed and Considered Dangerous: A Survey of Felons and Their Firearms", New York: Aldine, 1986

Fact: Felons report that they avoid entering houses where people are at home because they fear being shot.²⁴⁸

Fact: 59% of the burglaries in Britain, which has tough gun control laws, are “hot burglaries”.²⁴⁹ By contrast, the U.S., with laxer restrictions, has a “hot burglary” rate of only 13%.²⁵⁰

Fact: Washington D.C., has banned gun ownership and has a murder rate of 56.9 per 100,000. Across the river in Arlington, Virginia, gun ownership is not regulated, and the murder rate is a mere 1.6 per 100,000.²⁵¹

Fact: 26% of all retail businesses report keeping a gun on the premises for crime control.²⁵²

Fact: In 1982, Kennesaw, GA passed a law requiring heads of households to keep at least one firearm in the house. The residential burglary rate dropped 89% the following year.²⁵³

Fact: A survey of felons revealed the following:²⁵⁴

- 74% of felons agreed that "one reason burglars avoid houses when people are at home is that they fear being shot during the crime."
- 57% of felons polled agreed, "criminals are more worried about meeting an armed victim than they are about running into the police."

Myth: Guns are often used to commit violent crimes

Fact: 90% of all violent crimes in the U.S. do not involve firearms of any type.²⁵⁵

Fact: Even in crimes where the offender possessed a gun during the commission of the crime, 83% did not use or threaten to use the gun.²⁵⁶

Fact: Less than 1% of firearms will ever be used in the commission of a crime.²⁵⁷

Fact: Two-thirds of the people who die each year from gunfire are criminals being shot by other criminals.²⁵⁸

²⁴⁸ Ibid

²⁴⁹ A “hot burglary” is when the burglar enters a home while the residents are there

²⁵⁰ Dr. Gary Kleck, Criminologist, Florida State University (1997) and Kopel (1992 and 1999)

²⁵¹ FBI, “Crime in the United States”, 1998

²⁵² U.S. Small Business Administration, “Crime Against Small Business”, 1969, Senate Document No. 91-14

²⁵³ Dr. Gary Kleck, “Crime Control Through the Private Use of Armed Force”, Social Problems, February 1988

²⁵⁴ U.S. Bureau of Justice Statistics Federal Firearms Offenders study, 1997. Department of Justice, National Institute of Justice, "The Armed Criminal in America: A Survey of Incarcerated Felons," Research Report, July 1985

²⁵⁵ Bureau of Alcohol, Tobacco and Firearms, 1998

²⁵⁶ National Crime Victimization Survey, 1994, Bureau of Justice Statistics

²⁵⁷ FBI Uniform Crime Statistics, 1994

²⁵⁸ Ibid

Myth: High capacity, semi-automatics are preferred by criminals

Fact: The use of semi-automatic handguns used in crimes is slightly less than the ratio of semi-automatic handguns owned by private citizens. An increase in style and capacity mimics the overall supply.²⁵⁹

Myth: Banning "Saturday Night Specials" reduces crime

Fact: This was the conclusion of the Johns Hopkins University Center for Gun Policy and Research – and it is wrong. They studied firearm homicide rates from Maryland after passage of a Saturday Night Special ban in 1998. Seems the firearm homicide rate has gone up and stayed up, while the homicide rate declined over the rest of the country.²⁶⁰

Fact: Even banning guns does not slow down criminals. In the U.K., where private ownership of firearms is practically forbidden, criminals have and use guns regularly, and even build their own. One enterprising fellow converted 170 starter's pistols to functioning firearms and sold them to gangs. Hundreds of such underground gun factories have been established, contributing to a 35% jump in gun violence.²⁶¹

Myth: Criminals prefer "Saturday Night Specials"

Fact: "Saturday Night Specials" were used in less than 3% of crimes involving guns.²⁶²

Fact: Fewer than 2% of all "Saturday Night Specials" made are used in crimes.

Fact: "What was available was the overriding factor in weapon choice [by criminals]."²⁶³

Myth: Gun shows are supermarkets for criminals

Fact: The FBI concluded in one study that no firearms used to kill cops "In contrast to media myth, none of the firearms in the study was obtained from gun shows."²⁶⁴

Fact: Only 0.7% of convicts bought their firearms at gun shows. 39.2% obtained them from illegal street dealers.²⁶⁵

Fact: Less than 1% of "crime guns" were obtained at gun shows²⁶⁶. This is an improvement from an earlier study that found 1.7% - 2% of guns used in criminal offenses were purchased at gun shows.²⁶⁷

²⁵⁹ Gary Kleck, Targeting Guns, 1977

²⁶⁰ Center for Disease Control, "Injury Mortality Reports 1981-1998", online at <http://webapp.cdc.gov/sasweb/ncipc/mortrate9.html>

²⁶¹ "Gun crime spreads 'like a cancer' across Britain", The Guardian, Oct 5, 2003

²⁶² FBI Uniform Crime Statistics, 1994

²⁶³ U.S. Department of Justice, "Violent Encounters: A Study of Felonious Assaults on Our Nation's Law Enforcement Officers", August 2006

²⁶⁴ U.S. Department of Justice, "Violent Encounters: A Study of Felonious Assaults on Our Nation's Law Enforcement Officers", August 2006

²⁶⁵ Bureau of Justice Statistics, "Firearm Use by Offenders", November 2001

Fact: Only 5% of metropolitan police departments believe that gun shows are a problem.²⁶⁸

Fact: Only 3.5% of youthful offenders reported that they obtained their last handgun at a gun show.²⁶⁹

Fact: 93% of guns used in crimes are obtained illegally (i.e., not at gun stores or gun shows).²⁷⁰

Fact: At most 14% of all firearms traced in investigations were purchased at a gun show.²⁷¹ But this includes just traced weapons, which overstates the acquisition rate.

Fact: Gun dealers are federally licensed, and must follow the rules for sales regardless of whether they are dealing from a storefront, or a gun show.²⁷²

Myth: 25-50% of the vendors at most gun shows are “unlicensed dealers”

Fact: There is no such thing as an “unlicensed dealer”, except for people that buy and sell antique – known as curio – weapons.

Fact: This 25-50% figure can only be achieved if you include dealers *not selling guns* at these shows. These non-gun dealers include knife makers, ammunition dealers, accessories dealers, military artifact traders, clothing vendors, bumper sticker sellers, and hobbyists. In short, 50% of the vendors at shows are not selling firearms at all!

Myth: Prison isn't the answer to crime control

Fact: From 1960-1980, per capita imprisonment for violent crimes fell from 738 to 227. In the same period, violent crime rates nationwide tripled.

Fact: Why does crime rise when criminals are released from prison early? Because they are highly likely to commit more crimes. 62.5% were re-arrested for new felonies or serious misdemeanors within three years. Those early released felons killed another 2,282 people.²⁷³

Fact: 45% of state prisoners were, at the time they committed their offense, under conditional supervision in the community--either on probation or on parole.²⁷⁴ Why isn't the government doing its job?

²⁶⁶ Ibid

²⁶⁷ National Institute of Justice, the research arm of the U.S. Department of Justice. According to an NIJ study released in December 1997 "Homicide in Eight U.S. Cities"

²⁶⁸ Center to Prevent Handgun Violence survey of 37 police departments in large cities, reported in a CPHV report titled “On the Front Line: Making Gun Interdiction Work”, February 1998

²⁶⁹ Timothy S. Bynum, Todd G. Beitzel, Tracy A. O’Connell & Sean P. Varano, “Patterns in Gun Acquisition and Use by Youthful Offenders in Michigan”, 1999

²⁷⁰ BATF, 1999

²⁷¹ BATF, June 2000, covers only July 1996 through December 1998

²⁷² BATF, 2000

²⁷³ Department of Justice Recidivism, 1999

²⁷⁴ US Bureau of Justice Statistics, 1991

Fact: Los Angeles county saw repeat offender and re-arrest rates soar after closing jails and releasing prisoners early. In less than three years, early release of prisoners in LA resulted in:²⁷⁶

15,775	Rearrested convicts
1,443	Assault charges ²⁷⁵
518	Robbery charges
215	Sex offense charges
16	Murder charges

Fact: In 1991, 13,200 homicides were committed by felons on parole or probation. For comparison sake, this is about ½ of the 1999 annual gun death totals (keep in mind that gun deaths fell from 1991 to 1999).

Fact: The average annual social damage prevented by incarcerating a newly admitted New Jersey violent criminal is \$1.6 million. This is a far higher cost than the annual \$25,000 expense of imprisoning a violent criminal.

Myth: Waiting periods prevent rash crimes and reduce violent crime rates

Fact: The “time-to-crime” of a firearm ranges from one to 12 years, making it rare that a newly purchased firearm is used in a crime.²⁷⁷

Fact: The national five-day waiting period under the Brady Bill had no impact on murder or robbery. In fact there was a slightly increased rate of rape and aggravated assault, indicating no effective suppression of certain violent crimes. Thus, for two crime categories, a possible effect was to delay law-abiding citizens from getting a gun for protection. The risks were greatest for crimes against women.²⁷⁸

Fact: Comparing homicide rates in 18 states that had waiting periods and background checks before the Brady bill, with rates in the 32 states that had no comparable laws, the difference in change of homicide rates was “insignificant”.²⁷⁹

Myth: Gun makers are selling plastic guns that slip through metal detectors

Fact: There is no such thing as a ‘plastic gun’. This myth started in 1980²⁸⁰ when Glock introduced a handgun with a polymer frame (not the entire firearm). Most of a Glock is metal (83% by weight) and detectable in common metal and x-ray detectors. “[D]espite a relatively common impression to the contrary, there is no current non-metal firearm which is not reasonably detectable by present technology and methods in use at our airports today, nor to my knowledge is anyone on the threshold of developing such a firearm.”²⁸¹

²⁷⁵ Keep in mind these are just charges. Each arrested convict may have committed multiple crimes.

²⁷⁶ " Releasing Inmates Early Has a Costly Human Toll", Los Angeles Times, May 14, 2006

²⁷⁷ Bureau of Alcohol, Tobacco and Firearms as reported by Time Magazine, July 12, 2002

²⁷⁸ Dr. John Lott Jr., University of Chicago School of Law, 1997

²⁷⁹ Dr. Jens Ludwig , Dr. Philip J. Cook, Journal of the American Medical Association, August 2000

²⁸⁰ Heckler and Koch made a polymer framed firearm earlier, in 1968, but the myth seems to have erupted after Glock began promoting theirs to police departments.

²⁸¹ Billie Vincent, FAA Director of Civil Aviation Security, House Subcommittee on Crime, May 15, 1986

Incidentally, Glock is one of the favorite handguns of police departments *because it is lightweight, thanks to the polymer frame.*

Myth: Machine guns are favored by criminals

Fact: In the drug-ridden Miami of 1980, fewer than 1% of all gun homicides were with machine guns.²⁸²

Fact: None of over 2,220 firearms recovered from crime scenes by the Minneapolis police in 1987-89 were machine guns.²⁸³

Fact: 0.7% of seized guns in Detroit in 1991-92 were machine guns.²⁸⁴

²⁸² Miami Herald, August 23, 1984, based on figures from Dr. Joseph Davis, Dade County medical examiner

²⁸³ 1994, Minnesota Medical Association Firearm Injury Prevention Task Force

²⁸⁴ J. Gayle Mericle, 1989, Unpublished report of the Metropolitan Area Narcotics Squad, Will and Grundy Counties

GUNS AND CRIME PREVENTION

Myth: Private ownership of guns is not effective in preventing crime

Fact: Every year, people in the United States use a gun to defend themselves against criminals an estimated 2,500,000 times – more than 6,500 people a day, or once every 13 seconds.²⁸⁵ Of these instances, 15.6% of the people using a firearm defensively stated that they "almost certainly" saved their lives by doing so.

*Firearms are used **60 times** more often to protect lives than to take lives.*

Fact: In 83.5% (2,087,500) of these successful gun defenses, the attacker either threatened or used force first, proving that guns are very well suited for self-defense.

Fact: Of the 2,500,000 times citizens use guns to defend themselves, 92% merely brandish their gun or fire a warning shot to scare off their attackers.

Fact: Less than 8% of the time does a citizen wound his or her attacker, and in less than one in a thousand instances is the attacker killed.²⁸⁶

Fact: For every accidental death, suicide or homicide with a firearm, 10 lives are saved through defensive use.

Fact: When using guns in self-defense²⁸⁷:

- 83% of robbery victims were not injured
- 88% of assault victims were not hurt
- 76% of all self-defense use of guns never involve firing a single shot

Fact: After the implementation of Canada's 1977 gun controls prohibiting handgun possession for protection, the "breaking and entering" crime rate rose 25%, surpassing the American rate.²⁸⁸

Myth: Only police should have guns

Fact: "...most criminals are more worried about meeting an armed victim than they are about running into the police."²⁸⁹

Fact: 11% of police shootings kill an innocent person - about 2% of shootings by citizens kill an innocent person.²⁹⁰

²⁸⁵ Fall 1995, Journal of Criminal Law and Criminology

²⁸⁶ FBI, "Critical Incidents in Policing", 1991

²⁸⁷ National Crime Victimization Survey, 1979-1985

²⁸⁸ Pat Mayhew, Residential Burglary: A Comparison of the United States, Canada and England and Wales (Nat'l Inst. of Just., Wash., D.C., 1987)

²⁸⁹ Wright and Rossi, "'Armed and Considered Dangerous: A Survey of Felons and Their Firearms'", 1986

²⁹⁰ Cramer C and Kopel D. "Shall issue: the new wave of concealed handgun permit laws." Golden CO: Independence Institute Issue Paper. October 17, 1994

Fact: Police have trouble keeping their own guns. Hundreds of firearms are missing from the FBI and 449 of them have been involved in crimes.²⁹¹

Fact: People who saw the helplessness of the L.A. Police Department during the 1992 King Riots or the looting and violence in New Orleans after hurricane Katrina know that citizens need guns to defend themselves.

Myth: You are more likely to be injured or killed using a gun for self-defense

Fact: You are far more likely to survive a violent assault if you defend yourself with a gun. In episodes where a robbery victim was injured, the injury/defense rates were:²⁹²

Resisting with a gun	6%
Did nothing at all	25%
Resisted with a knife	40%
Non-violent resistance	45%

Myth: Guns are not effective in preventing crime against women

Fact: Of the 2,500,000 annual self-defense cases using guns, more than 7.7% (192,500) are by women defending themselves against sexual abuse.

Fact: When a woman was armed with a gun or knife, only 3% of rape attacks are completed, compared to 32% when unarmed.²⁹³

Fact: The probability of serious injury from an attack is 2.5 times greater for women offering no resistance than for women resisting with a gun. Men also benefit from using a gun, but the benefits are smaller at 1.4 times more likely to receive a serious injury.²⁹⁴

Fact: 28.5% of women have a gun in the house.²⁹⁵

Fact: 41.7% of women either own or have rapid access to guns.²⁹⁶

Fact: In 1966, the city of Orlando responded to a wave of sexual assaults by offering firearms training classes to women. Rapes dropped by nearly 90% the following year.

Rape Rates 1995–2003 (per 100,000 pop.)			
	1995	2003	% Change
Australia	72.5	91.7	+26.5
United Kingdom	43.3	69.2	+59.8
United States	37.1	32.1	-13.5

²⁹¹ ABC News, July 17, 2001

²⁹² British Home Office – not a “pro-gun” organization by any means

²⁹³ U.S. Department of Justice, Law Enforcement Assistance Administration, Rape Victimization in 26 American Cities, 1979

²⁹⁴ Department of Justice's National Crime Victimization Survey

²⁹⁵ Smith, T: 2001 National Gun Policy Survey of the National Opinion Research Center: Research Findings. National Opinion Research Center, University of Chicago, December 2001.

²⁹⁶ Ibid

Fact: Firearm availability appears to be particularly useful in avoiding rape. Australia and the United Kingdom virtually banned handgun ownership. During the same period handgun ownership in the United States steadily rose. Yet the rate of rape decreased in the United States, and skyrocketed in the other countries.

Fact: More Americans believe having a gun in the home makes them safer. This belief grows every year the survey is taken.²⁹⁷

Fact: Arthur Kellerman, a researcher whose work is often cited by gun control groups said “If you've got to resist, you're chances of being hurt are less the more lethal your weapon. If that were my wife, would I want her to have a .38 Special in her hand? Yeah.”²⁹⁸

²⁹⁷ Gallup Poll, " Americans by Slight Margin Say Gun in the Home Makes It Safer", October 20, 2006

²⁹⁸ “Gun Crazy”, S.F. Examiner, April 3, 1994

GUNS IN OTHER COUNTRIES

Myth: Countries with strict gun control have less crime

Fact: In America, we can demonstrate that private ownership of guns reduces crime, but from country to country there is no correlation between gun availability and the violent crime rate. Consider this:

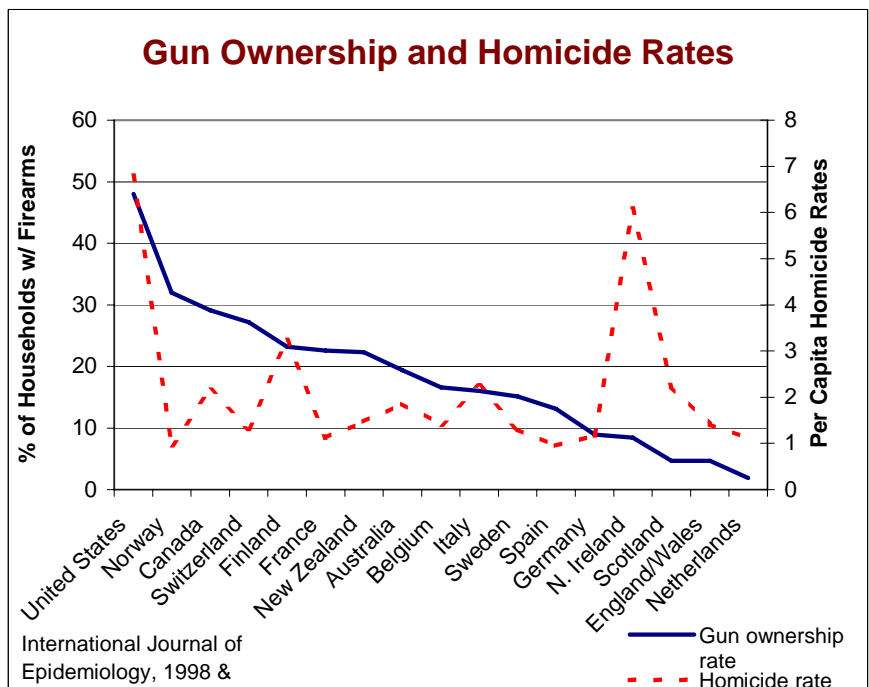
		Crime Rate	
		High	Low
Gun Availability	High	United States	Switzerland
	Low	Mexico	Japan

Or, to use detailed data, we can contrast the per capita homicide rate with the per capita gun ownership rate between different industrialized countries. Doing so shows zero correlation between the availability of guns and the overall homicide rate.

Fact: Countries with the strictest gun-control laws also tended to have the highest homicide rates.²⁹⁹

Fact: According to the U.N., as of 2005, Scotland was the most violent country in the developed world, with people three times more likely to be assaulted than in America. Violent crime there has doubled over the last 20 years. 3% of Scots had been victims of assault compared with 1.2% in America³⁰⁰

Fact: “... the major surveys completed in the past 20 years or more provides no evidence of any relationship between the total number of legally held firearms in society and the rate of armed crime. Nor is there a relationship between the severity of controls imposed in various countries or the mass of bureaucracy involved with many control systems with the apparent ease of access to firearms by criminals and terrorists.”³⁰¹



²⁹⁹ “Violence, Guns and Drugs: A Cross-Country Analysis”, Jeffery A. Miron, Department of Economics, Boston University.

³⁰⁰ “Scotland tops list of world's most violent countries”, The Times, September 19, 2005

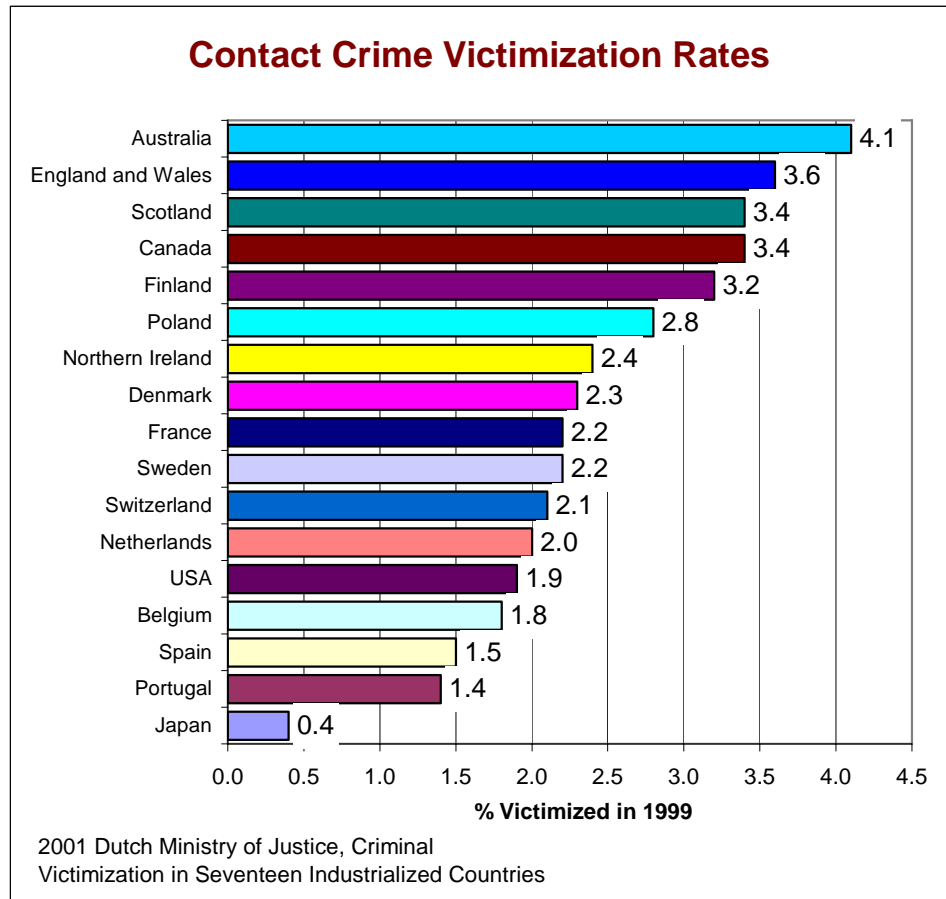
³⁰¹ Colin Greenwood, “Minutes of Evidence”, Select Committee on Northern Ireland Affairs, January 29, 2003

Fact: Switzerland has extremely lenient gun control (more so than the U.S.)³⁰², and has the third-lowest homicide rate of the top nine major European countries, and the same per capita rate as England and Wales.³⁰³

Fact: Indeed, the Swiss basically have a military rifle in nearly every closet. "Everybody who has served in the army is allowed to keep their personal weapon, even after the end of their military service."³⁰⁴

Fact: "We don't have as many guns [in Brazil] as the United States, but we use them more."³⁰⁵ Brazil has mandatory licensing, registration, and maximum personal ownership quotas. It now bans any new sales to private citizens. Their homicide rate is almost three (3) times higher than the U.S.³⁰⁶

Fact: In Canada around 1920, before there was any form of gun control, their homicide rate was 7% of the U.S. rate. By 1986, and after significant gun control legislation, Canada's homicide rate was 35% of the U.S. rate –



³⁰² In Switzerland, handguns are obtainable once a person obtains a simple police permit that is valid for three months. During that time the permit holder may buy as many handguns as he wishes, and purchases are generally not registered. For 43% of the population, there are no rules requiring a person carrying a loaded handgun to obtain any permission at all.

³⁰³ Carol Kalish, International Crime Rates, Bureau of Justice Statistics Special Report (Washington: Department of Justice, May 1988). 1984 data for Switzerland, and the 1983 data for England and Wales.

³⁰⁴ Swiss Defense Ministry statement, May 15, 2004, "Army rifles remain racked at home", www.swissinfo.org

³⁰⁵ Rubem César Fernandes, executive secretary of Viva Rio, a nongovernmental agency that studies urban crime, Christian Science Monitor, "Chocolates for guns? Brazil targets gun violence"

³⁰⁶ U.S. data Bureau of Justice Statistics, "Homicide trends in the United States", September, 2004. Brazil data Nations Educational, Scientific and Cultural Organization, 2005

a significant increase.³⁰⁷ in 2003, Canada had a violent crime rate more than double that of the U.S. (963 vs. 475 per 100,000)³⁰⁸

Fact: Many of the countries with the strictest gun control have the highest rates of violent crime. Australia and England, which have virtually banned gun ownership, have the highest rates of robbery, sexual assault, and assault with force of the top 17 industrialized countries.³⁰⁹

Fact: The crime rate is 66% higher in four Canadian prairie provinces than in the northern US states across the border.³¹⁰

Myth: Britain has strict gun control and a low crime rate

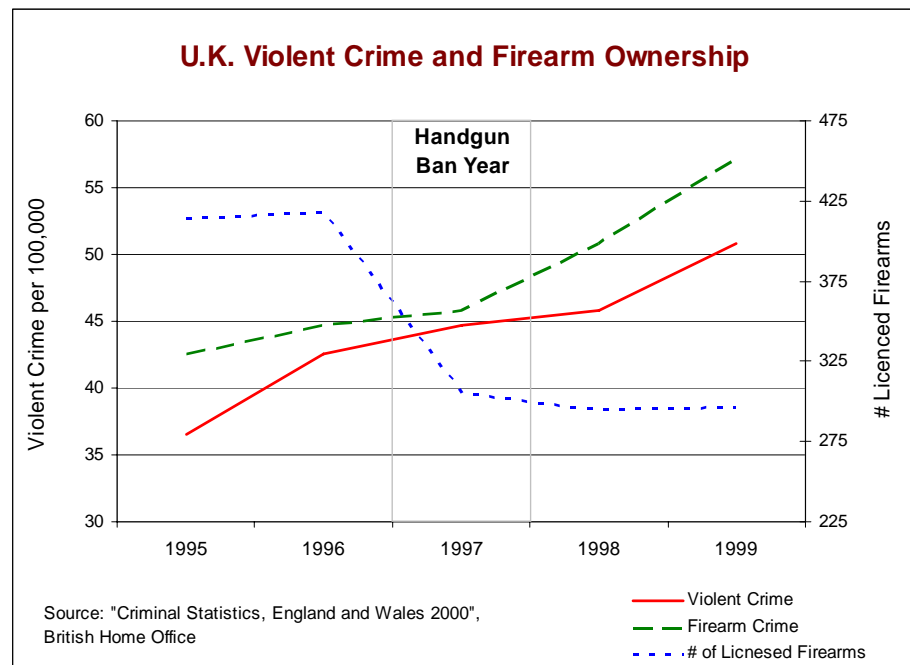
Fact: Since gun banning has escalated in the UK, the rate of crime – especially violent crime – has risen.

Fact: Street robberies soared 28% in 2001. Violent crime was up 11%, murders up 4%, and rapes are up 14%.³¹¹

Fact: This trend continues in 2004 with a 10% increase in street crime, 8% increase in muggings, and a 22% increase in robberies.

Fact: In 1919, before they had any gun control, the U.K. had a homicide rate that was 8% of the U.S. rate. By 1986, and after enacting significant gun control, the rate was 9% – practically unchanged.³¹²

Fact: “... nothing in the statistics for England and Wales to suggest that either the stricter controls on handguns prior to 1997 or the ban imposed since have controlled access to such firearms by criminals.”³¹³



³⁰⁷ Gary Kleck, "Targetting Guns", 1997 at 360

³⁰⁸ Juristat: Crime Statistics in Canada, 2004 and FBI Uniform Crime Statistics online

³⁰⁹ Dutch Ministry of Justice, Criminal Victimization in Seventeen Industrialized Countries, 2001

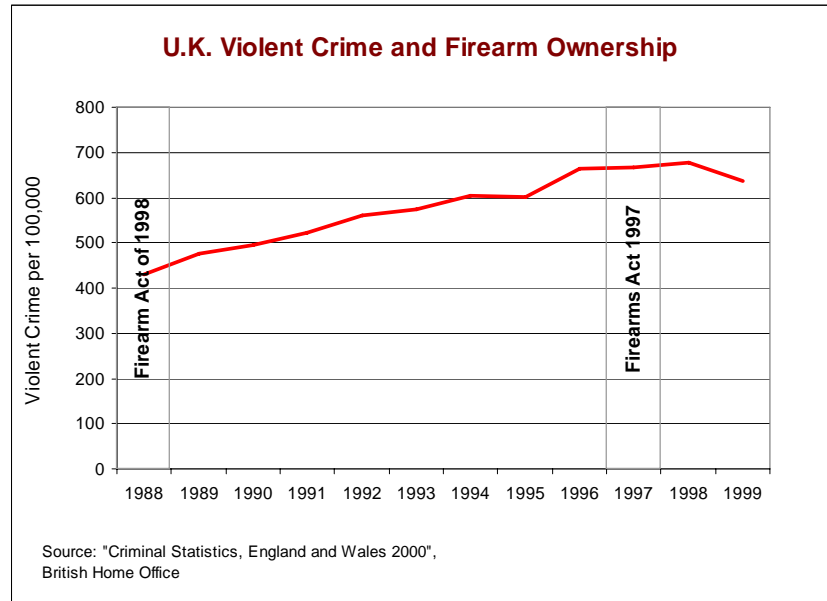
³¹⁰ "A Comparison of Violent and Firearm Crime Rates in the Canadian Prairie Provinces and Four U.S. Border States, 1961-2003", Parliamentary Research Branch of the Library of Parliament, March 7, 2005

³¹¹ British Home Office, reported by BBC news, July 12, 2002

³¹² Gary Kleck, "Targetting Guns", 1997 at 359

³¹³ Colin Greenwood, "Minutes of Evidence", Select Committee on Northern Ireland Affairs, January 29, 2003

Fact: Comparing crime rates between America and Britain is flawed. In America, a gun crime is recorded as a gun crime. In Britain, a crime is only recorded when there is a final disposition (a conviction). All unsolved gun crimes in Britain are not reported as gun crimes, grossly undercounting the amount of gun crime there.³¹⁴ To make matters worse, British law enforcement has been exposed for falsifying criminal reports to create falsely lower crime figures, in part to preserve tourism.³¹⁵



Fact: A continuing parliamentary inquiry into the growing number of black market weapons has concluded that there are more than three million illegally held firearms in circulation - double the number believed to have been held 10 years ago - and that criminals are more willing than ever to use them. One in three criminals under the age of 25 possesses or has access to a firearm.³¹⁶

Fact: Handgun homicides in England and Wales reached an all-time high in 2000, years after a virtual ban on private handgun ownership. More than 3,000 crimes involving handguns were recorded in 1999-2000, including the 42 homicides, 310 cases of attempted murder, 2,561 robberies and 204 burglaries.³¹⁷

Fact: Handguns were used in 3,685 offences in 2000 compared with 2,648 in 1997, an increase of 40%.³¹⁸ It is interesting to note:

- Of the 20 areas with the lowest number of legal firearms, 10 had an above average level of "gun crime."
- Of the 20 areas with the *highest* levels of legal guns, only 2 had armed crime levels above the average.

Fact: Between 1997 and 1999, there were 429 murders in London, the highest two-year figure for more than 10 years – nearly two-thirds of those involved firearms – in a country that has virtually banned private firearm ownership.³¹⁹

³¹⁴ Gallant, Hills, Kopel, "Fear in Britain", Independence Institute, July 18, 2000

³¹⁵ "Crime Figures a Sham, Say Police", Daily Telegraph, April 1, 1996

³¹⁶ Reported in The Guardian, September 3, 2000

³¹⁷ "42 killed by handguns last year", The Times, January 10, 2001, reporting on statistics supplied by the British Home Office

³¹⁸ "Illegal Firearms in the UK", Centre for Defense Studies at King's College in London, July 2001

³¹⁹ Ibid

Fact: Over the last century, the British crime rate was largely unchanged. In the late nineteenth century, the per capita homicide rate in Britain was between 1.0 and 1.5 per 100,000.³²⁰ In the late twentieth century, after a near ban on gun ownership, the homicide rate is around 1.4.³²¹ This shows that the homicide rate does not vary with either the level of gun control or gun availability.

Fact: The U.K. has strict gun control and a rising homicide rate of 1.4 per 100,000. Switzerland has the highest per capita firearm ownership rate on the planet (all males age 20 to 42 are required to keep rifles or pistols at home) has a homicide rate of 1.2 per 100,000. And to date, there has never been a schoolyard massacre in Switzerland.³²²

Offence category	Increase from pre-ban
Armed robbery	170.1%
Kidnapping/abduction	144.0%
Assault	130.9%
Attempted murder	117.6%
Sexual assault	112.6%

Fact: "... the scale of gun crime in the capital [London] has forced senior officers to set up a specialist unit to deal with ... shootings."³²³

Myth: Gun control in Australia is curbing crime

Fact: Crime has been rising since a sweeping ban on private gun ownership. In the first two years after gun-owners were forced to surrender 640,381 personal firearms, government statistics show a dramatic increase in criminal activity.³²⁴ In 2001-2002, homicides were up another 20%.³²⁵

From the inception of firearm confiscation to March 27, 2000, the numbers are:

- Gun murders up 19%
- Armed robbery up 69%
- Home invasions up 21%

The sad part is that in the 15 years before national gun confiscation:

- Firearm-related homicides dropped nearly 66%
- Firearm-related deaths fell 50%

Fact: Gun crimes are rising throughout Australia after guns were banned. In Sydney alone, robbery rates with guns rose 160% in 2001, more in the previous year.³²⁶

³²⁰ Clive Emsley, *Crime and Society in England 1750-1900*, at 36 (1987)

³²¹ Stephen P. Halbrook, "Where Kids and Guns Do Mix", *Wall Street Journal*, June 1999

³²² *Ibid*

³²³ Associated News Media, April 30, 2001

³²⁴ Australian Bureau of Statistics, "Crime and Justice - Crimes Recorded by Police", 2000

³²⁵ Australian Institute of Criminology, "Report #46: Homicide in Australia, 2001-2002", April 2003

³²⁶ The Sydney Morning Herald, "Costa targets armed robbers", April 4, 2002

Fact: A ten year study that concluded Australian firearm confiscation had no effect on crime rates.³²⁷

Myth: Japan has strict gun control and a less violent society

Fact: In Japan, the murder rate is almost 1 per 100,000. In the U.S., there are about 3.2 murders per 100,000 people each year by weapons other than firearms.³²⁸ *This means that even if firearms in the U.S. could be eliminated, we would still have three times the murder rate of the Japanese.* Japan's murder rate may be low, but its suicide rate is over 20 per 100,000 people. Japanese are being murdered and committing suicide at a rate of about 21 per 100,000. In the U.S., our combined murder and suicide rate is about 21 also.

Myth: Gun bans elsewhere work

Fact: Though illegal, side-street gun makers thrive in the Philippines, mainly submachine guns which are the simplest to manufacture. Estimates are that almost ½ of all guns in the Philippines are illegal.³²⁹

Fact: Chinese police destroyed 113 illegal gun factories and shops in a three-month crackdown in 2006. Police seized 2,445 tons of explosives, 4.81 million detonators and 117,000 guns.³³⁰

Myth: The United States has the highest violence rate because of lax gun control

Fact: The top 10 countries for homicide do not include the U.S.³³¹

Country	Homicides per 100,000 population
Colombia	62
Jamaica	32
Russia	20
Mexico	13
Estonia	10
Latvia	10
Lithuania	10
Belarus	9
Papua New Guinea	8
Kyrgyzstan	8

³²⁷ "Gun Laws and Sudden Death: Did the Australian Firearms Legislation of 1996 Make a Difference?", Dr. Jeanine Baker and Dr. Samara McPhedran, British Journal of Criminology, November 2006

³²⁸ Japan data "1996 Demographic Yearbook", United Nations, 1998: US data FBI Uniform Crime Statistics, 1996

³²⁹ "Filipino gunsmiths are making a killing", Taipei Times, May 7, 2005.

³³⁰ China Radio International Online, September 7, 2006

³³¹ United Nations Office on Drugs and Crime, Centre for International Crime Prevention, Seventh United Nations Survey of Crime Trends and Operations of Criminal Justice Systems, covering the period 1998 - 2000

POLICE AND GUNS

Myth: Police favor gun control

Fact: 94% of law enforcement officials believe that citizens should be able to purchase firearms for self-defense and sporting purposes.³³²

Fact: 65.8% believe there should be no gun rationing, such as 'one gun per month' schemes.

Fact: 97.9% of officers believe, that through illegal means, criminals are able to obtain any type of firearm.

Fact: "Gun control has not worked in Washington D.C. The only people who have guns are criminals. We have the strictest gun laws in the nation and one of the highest murder rates. It's quicker to pull your Smith & Wesson than to dial 911 if you're being robbed."³³³

Myth: Police are our protection - people don't need guns

Fact: Tell that to 18,209 murder victims, 497,950 robbery victims, and 96,122 rape victims that the police could not help.³³⁴

Fact: The courts have consistently ruled that the police do not have an obligation to protect individuals. In *Warren v. District of Columbia Metropolitan Police Department*, 444 A.2d 1 (D.C. App. 1981), the court stated: '... courts have without exception concluded that when a municipality or other governmental entity undertakes to furnish police services, it assumes a duty only to the public at large and not to individual members of the community.' Well, except for politicians that receive taxpayer-financed bodyguards.

Fact: There are not enough police to protect everyone. In 1999, there were about 150,000 police officers on duty at any one time.³³⁵

- This is on-duty police. This includes desk clerks, command sergeants, etc. – far fewer than 150,000 cops are cruising your neighborhood.
- There were approximately 271,933,702 people living in the United States.³³⁶
- Thus *there is only one on-duty cop for every 1,813 citizens!*

Fact: Former Florida Attorney General Jim Smith told Florida legislators that police responded to only 200,000 of 700,000 calls for help to Dade County authorities.

Fact: The United States Department of Justice found that, in 1989, there were 168,881 crimes of violence for which police had not responded within 1 hour.

Fact: 95% of the time police arrive too late to prevent a crime or arrest the suspect.³³⁷

³³² National Association of Chiefs of Police, 17th Annual National Survey of Police Chiefs & Sheriffs, 2005

³³³ Lt. Lowell Duckett, Special Assistant to DC Police Chief; President, Black Police Caucus, The Washington Post, March 22, 1996

³³⁴ 1997 FBI Uniform Crime Statistics

³³⁵ US Justice Department, 1998

³³⁶ US Census Bureau, 1999 estimate

Fact: In over 90% of U.S. cities, technology does not give police dispatchers the location of a cellular telephone caller³³⁸, making police protection nearly impossible for travelers.

Fact: 75% of protective/restraining orders are violated and police often won't enforce them unless they witness the violation.³³⁹

Myth: The supply of guns is a danger to law enforcement

Fact: The courts kill cops by letting felons out of prison early. Of police killed in the line of duty:

- 70% are killed by criminals with prior arrest records
- 53% of these criminals have prior convictions
- 22% are on probation when the officer is killed

Myth: "Cop Killer" bullets need to be banned

Fact: KTW rounds, wrongly labeled as "cop killer" bullets, were designed by police officers³⁴⁰, for use by police to penetrate hard targets like car windshields. KTWs have never been sold to the general public.³⁴¹

Myth: Teflon bullets are designed to penetrate police bullet-proof vests

Fact: KTW rounds are Teflon coated to prevent heat build-up in a police officer's gun barrel, not to pierce body armor.³⁴²

³³⁷ Witkin, Gordon, Guttman, Monika and Lenzy, Tracy. "This is 911 ... please hold." U.S. News & World Report, June 17, 1998

³³⁸ Susan Bahr, "911 - hello? Hellooooo?", America's Network 103, April 1, 1999

³³⁹ Ellen Sorokin, "Anti-stalking laws usually are unable to protect targets." Washington Times, April 16, 2000

³⁴⁰ Developed by Daniel Turcos (a police sergeant) and Donald Ward (Dr. Kopsch's special investigator)

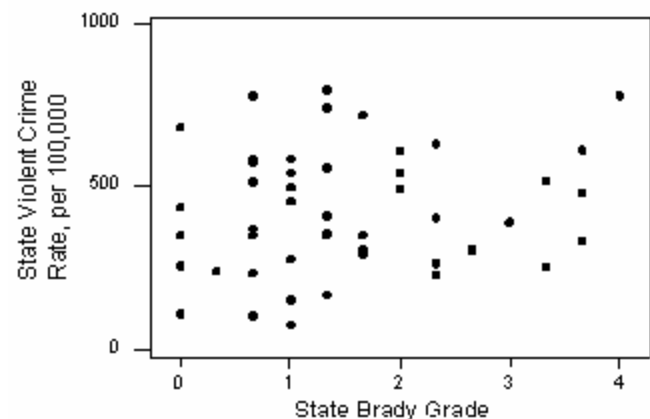
³⁴¹ Mike Casey, "Cop Killer Bullets", July 2000

³⁴² Ibid

ASSORTED MYTHS

Myth: The Brady Campaign has a good ranking system of state gun control laws.

Fact: There is zero correlation between the letter grades given by the Brady Campaign and the violent crime or murder rate in those states, making the Brady grade irrelevant.³⁴³



Myth: High capacity guns lead to more deadly shootings

Fact: Much of this myth comes from the fact that the general availability of high-capacity handguns briefly preceded the rise in the crack cocaine trade, which brought a new kind of violence in local drugs wars.³⁴⁴

Fact: The number of shots fired by criminals has not changed significantly even with the increased capacity of handguns and other firearms. Indeed, the number of shots from revolvers (all within 6-8 round capacity) and semi-automatics were about the same – 2.04 vs. 2.53.³⁴⁵ In a crime or gun battle, there is seldom time or need to shoot more.

Fact: Fatal criminal shootings declined from 4.3% to 3.3% from 1974 through 1995, when the increase in semi-automatics and large capacity handguns were rising at their fastest rate.³⁴⁶ Fatal shootings of police officers declined sharply from 1988 through 1993.³⁴⁷

Fact: Drug dealers tend to be “more deliberate in their efforts to kill their victims by shooting them multiple times”.³⁴⁸

Myth: The “powerful gun industry” stops all gun control legislation

Fact: The firearms industry is composed of “small, marginally profitable companies,” with combined revenues of \$1.5 billion to \$2 billion per year, making it politically ineffective.³⁴⁹

³⁴³ "State Got a Poor 'Brady Gun Grade'? Don't Rush to Pack Your Bags.", Denton Bramwell, 2006

³⁴⁴ Gary Kleck, Targeting Guns, 1997

³⁴⁵ Michael McGonigal, John Cole, William Schwab, Donald Kauder, Michael Rotondo, Peter Angood, “Urban firearm deaths: A five-year perspective”, Journal of Trauma, 1993

³⁴⁶ FBI Uniform Crime Statistics, 1966-1995

³⁴⁷ Marianne Zawitz, “Firearm injury from crime”, 1996, Bureau of Justice Statistics

³⁴⁸ Webster, Champion, Gainer and Sykes, “Epidemiological changes in gunshot wounds in Washington D.C”, Archives of Surgery, 1992

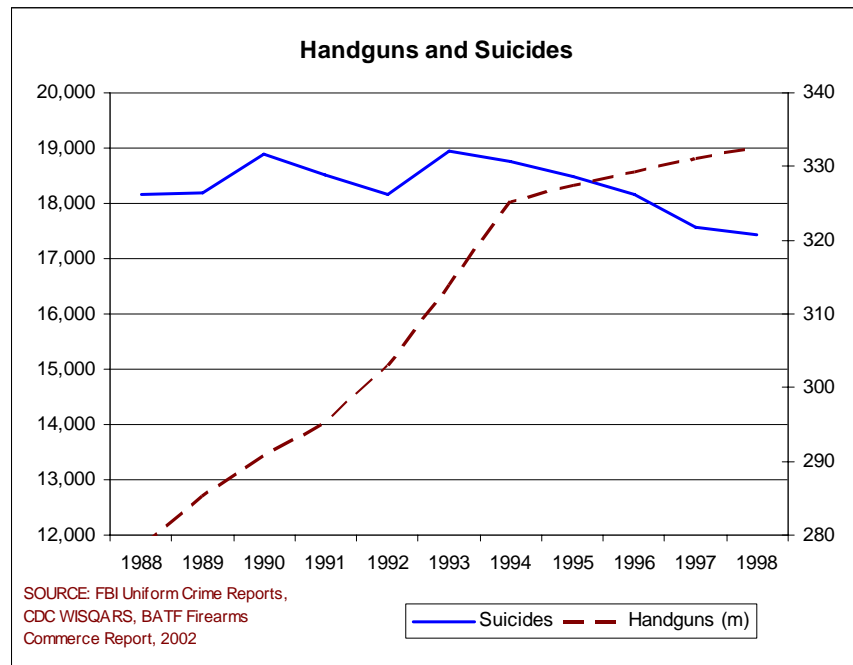
³⁴⁹ New York Times, Mar. 18, 2000

Fact: Total political contributions from firearm industry members, PACs and employees was under \$4.4 million in the 2002 election cycle, which made the industry the 64th ranked contributor. Compare that to \$33 million from the American Federation of State, County & Municipal Employees.³⁵⁰

Fact: Perhaps the "gun industry" being referenced is the 100+ million adults who peacefully own firearms and do not want their civil rights restricted.

Myth: Access to guns increases the risk of suicide

Fact: The rate of suicide is not affected by the presence of a firearm. This is true in either a time-series analysis (like the chart at right showing the change in handgun supply in the U.S. over time),³⁵¹ or through cross-national analysis. For example, Japan has no private handgun ownership (aside from an extremely limited number of licensed Olympic sport shooters), and yet had a suicide rate more than twice that of the United States in 2002.³⁵²



³⁵⁰ OpenSecrets.org, May 2003

³⁵¹ FBI Uniform Crime Statistics online, BATFE Firearm Commerce Report for 2002

³⁵² FBI Uniform Crime Statistics, World Health Organization Suicide Prevention country reports (online)

THE SECOND AMENDMENT

Justification clause: "A well regulated Militia being necessary to the security of a free State, "

Rights clause: "the right of the people to keep and bear Arms shall not be infringed."

*The justification clause does not modify, restrict, or deny the rights clause.*³⁵³

For a full discussion of how the 2nd Amendment was created and revised, see "Origin of the 2nd Amendment" in the "Miscellaneous information" section of this book.

Myth: The Second Amendment is a collective right, not an individual right

Fact: St. George Tucker, any early legal commentator and authority of the original meaning of the constitution wrote in Blackstone's Commentaries "... nor will the constitution permit any prohibition of arms to the people"³⁵⁴

Fact: The Second Amendment was listed in a Supreme Court ruling as an individual right.³⁵⁵

Fact: The Supreme Court specifically reaffirmed that the right to keep and bear arms did not belong to the government.³⁵⁶

Fact: In 22 of the 27 instances where the Supreme Court mentions the Second Amendment, they quote the rights clause and not the justification clause.

Fact: Courts disagree. "We find that the history of the Second Amendment reinforces the plain meaning of its text, namely that it protects individual Americans in their right to keep and bear arms whether or not they are a member of a select militia or performing active military service or training" and "We reject the collective rights and sophisticated collective rights models for interpreting the Second Amendment"³⁵⁷

Fact: Citizens agree. 62% believe the 2nd Amendment guarantees an individual right, while a mere 28% believe it protects the power of the states to form militias.³⁵⁸

Fact: There are 23 state constitutions with RKBA clauses adopted between the Revolution and 1845, and 20 of them are explicitly individual in nature, only three have "for the common defense...." or other "collective rights" clauses.³⁵⁹

³⁵³ Eugene Volokh, Prof. Law, UCLA

³⁵⁴ Tucker, Blackstone's Commentaries, Vol 1. Note D. Part 6. Restraints on Powers of Congress (1803).

³⁵⁵ Dred Scott, Casey v. Planned Parenthood, U.S. v. Cruikshank and others

³⁵⁶ United States v. Miller

³⁵⁷ U.S. v. Emerson, 5th court of Appeals decision, November 2, 2001, No. 99-10331

³⁵⁸ Associated Television News Survey, August 1999, 1,007 likely voters

³⁵⁹ Clayton Cramer, historian, author of For the "Defense of Themselves and the State" (Praeger Press, 1994), cited as an authority in USA v. Emerson (N.D. Texas 1999)

Fact: James Madison, considered to be the author of the Bill of Rights, wrote that the Bill of Rights was "calculated to secure the personal rights of the people". He never excluded the Second Amendment from this statement.

Fact: Patrick Henry commented on the Swiss militia model (still in use today) noting that they maintain their independence without "a mighty and splendid President" or a standing army.³⁶⁰

Fact: "The congress of the United States possesses no power to regulate, or interfere with the domestic concerns, or police of any state: it belongs not to them to establish any rules respecting the rights of property; nor will the constitution permit any prohibition of arms to the people; or of peaceable assemblies by them, for any purposes whatsoever, and in any number, whenever they may see occasion."³⁶¹

Fact: Tench Coxe, in Remarks on the First Part of the Amendments to the Federal Constitution said "As civil rulers, not having their duty to the people duly before them, may attempt to tyrannize, and as the military forces which must be occasionally raised to defend our country, might pervert their power to the injury of their fellow-citizens, the people are confirmed by the next article in their right to keep and bear their private arms."

Myth: The "militia" clause is to arm the National Guard

Fact: "Militia" is a Latin abstract noun, meaning "military service", not an "armed group", and that is the way the Latin-literate Founders used it. To the Romans, "military service" included law enforcement and disaster response. Today "militia" might be more meaningfully translated as "defense service", associated with a "defense duty", which attaches to individuals as much as to groups of them, organized or otherwise. When we are alone, we are all militias of one. In the broadest sense, militia is the exercise of civic virtue.³⁶²

Fact: The Dick Act of 1903 designated the National Guard as the "organized militia" and that all other citizens were the "unorganized militia" – thus the National Guard is only part of the militia, and the whole militia is composed of the population at large. Before 1903, the National Guard had no federal definition as part of the militia at all.

Fact: The first half of the Second Amendment is called the "justification clause". Justification clauses appear in many state constitutions, and cover liberties including right to trial, freedom of the press, free speech, and more. *Denying gun rights based on the justification clause means we would have to deny free speech rights on the same basis.*³⁶³ See <http://www.law.ucla.edu/faculty/volokh/beararms/testimon.htm>

³⁶⁰ Stephen P. Halbrook, "Where Kids and Guns Do Mix", Wall Street Journal, June 2000

³⁶¹ Tucker's Blackstone, Volume 1 Appendix Note D., 1803 – Tucker's comments provide a number of insights into the consensus for interpretation of the Constitution that prevailed shortly after its ratification, after the debates had settled down and the Constitution was put into practice.

³⁶² "Militia", The Constitution Society, www.constitution.org

³⁶³ Eugene Volokh, Prof. Law, UCLA

Fact: The origin of the phrase "a well regulated militia" comes from a 1698 treatise "A Discourse of Government with Relation to Militias" by Andrew Fletcher, in which the term "well regulated" was equated with "well-behaved" or "disciplined".³⁶⁴

Fact: "We have found no historical evidence that the Second Amendment was intended to convey militia power to the states, limit the federal government's power to maintain a standing army, or applies only to members of a select militia while on active duty. All of the evidence indicates that the Second Amendment, like other parts of the Bill of Rights, applies to and protects individual Americans."³⁶⁵

Fact: "The plain meaning of the right of the people to keep arms is that it is an individual, rather than a collective, right and is not limited to keeping arms while engaged in active military service or as a member of a select militia such as the National Guard ..."³⁶⁶

Fact: Before there was a Bill of Rights, most of the 13 original states had their own constitutions, and it is from these that the original Bill of Rights was distilled. The state constitutions of that time had many "right to keep and bear arms" clauses that clearly guaranteed an individual right. Some examples include:

Connecticut: Every citizen has a right to bear arms in defense of himself and the state.

Kentucky: ... the right of the citizens to bear arms in defense of themselves and the State shall not be questioned.

Pennsylvania: That the people have a right to bear arms for the defense of themselves and the state; ... The right of the citizens to bear arms in defense of themselves and the State shall not be questioned.

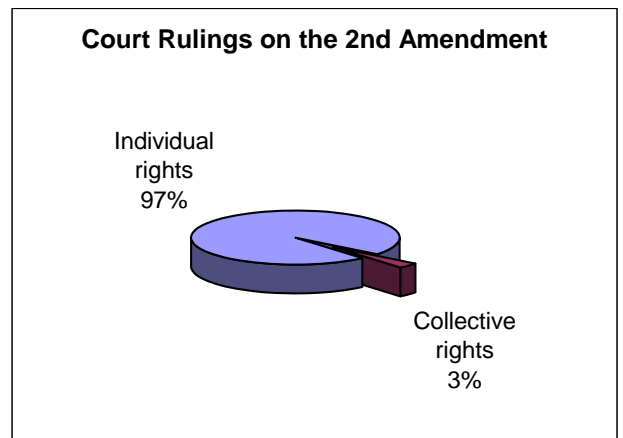
Rhode Island: The right of the people to keep and bear arms shall not be infringed.

Vermont: ... the people have a right to bear arms for the defense of themselves and the State.

Myth: The Supreme Court ruled the Second Amendment is not an individual right

Fact: The Supreme Court has never been asked to decide this issue. All court rulings to date either mention the Second amendment in passing, or as a reference to other rights.

Fact: Of 300 decisions of the federal and state courts that have taken a position on the meaning of the Second Amendment or the state analogs to it, only 10 have claimed that the right to keep and bear arms is



³⁶⁴ This document was widely published during the colonial and revolutionary periods, and was the basis for state and federal 'bills of rights'.

³⁶⁵ U.S. v. Emerson, 5th court of Appeals decision, November 2, 2001, No. 99-10331

³⁶⁶ Ibid

not an individual right. Many of the other decisions struck down gun control laws because they conflicted with the Second Amendment, such as *State v. Nunn* (Ga. 1846).³⁶⁷

Fact: In the *Dred Scott* case of 1856, the Supreme Court listed the protected rights of citizens and explicitly listed the right to keep and bear arms, and gave this right equal weight to the other freedoms enumerated in the constitution.

Myth: U.S. v. Cruikshank denied an individual right to bear arms

Fact: The court ruled that both the 2nd Amendment right to bear arms and the 1st Amendment right to assembly were "pre-existing rights", and that it was incumbent upon the states to enforce that right. Specifically the court ruled:

The right was not created by the amendment; neither was its continuance guaranteed, except as against congressional interference. For their protection in its enjoyment, therefore, the people must look to the States. ...

Myth: U.S. v. Miller said that the Second Amendment is not an individual right

Fact: The *Miller* case specifically held that specific types of guns might be protected by the Second Amendment. It depended on whether a gun had militia use, and the court wanted evidence presented confirming that citizens have a right to military style weapons. Since no evidence was taken at the trial level in lower courts, they remanded the case for a new trial. Specifically the court said:

"The signification attributed to the term Militia appears from the debates in the Convention, the history and legislation of Colonies and States, and the writings of approved commentators. *These show plainly enough that the Militia comprised all males physically capable of acting in concert for the common defense.* "A body of citizens enrolled for military discipline." And further, that ordinarily when called for service *these men were expected to appear bearing arms supplied by themselves and of the kind in common use at the time.*"

"In the absence of any evidence tending to show that possession or use of a 'shotgun having a barrel of less than 18 inches in length' at this time has some reasonable relationship to the preservation or efficiency of a well-regulated militia, we cannot say that the Second Amendment guarantees the right to keep and bear such an instrument. Certainly it is not within judicial notice that this weapon is any part of the ordinary military equipment or that its use could contribute to the common defense."

Fact: Even the US government agreed. Here are some sentences from the brief filed by the government in the appeal to the Supreme Court:

"The Second Amendment does not grant to the people the right to keep and bear arms, but merely recognizes the prior existence of that right and prohibits its infringement by Congress."

³⁶⁷ "In Defense of Themselves and the States", Clayton Cramer, Praeger Press, 1994

“The "arms" referred to in the Second Amendment are, moreover, those which ordinarily are used for military or public defense purposes ...”

“The Second Amendment does not confer upon the people the right to keep and bear arms; it is one of the provisions of the Constitution which, recognizing the prior existence of a certain right, declares that it shall not be infringed by Congress. Thus the right to keep and bear arms is not a right granted by the Constitution and therefore is not dependant upon that instrument for its source.”

Fact: The federal 8th Court of Appeals holds that the Miller case protects an individual right to keep and bear arms. “Although an individual's right to bear arms is constitutionally protected, see United States v. Miller ...”³⁶⁸

Fact: Federal courts reject the myth. “We conclude that Miller does not support the [government's] collective rights or sophisticated collective rights approach to the Second Amendment.”³⁶⁹ They continue, “There is no evidence in the text of the Second Amendment, or any other part of the Constitution, that the words ‘we the people’ have a different connotation within the Second Amendment than when employed elsewhere ...”.

Summary of various court decisions concerning gun rights

DECISIONS THAT EXPLICITLY RECOGNIZED THAT THE SECOND AMENDMENT GUARANTEES AN INDIVIDUAL RIGHT TO PURCHASE, POSSESS OR CARRY FIREARMS, AND IT LIMITS THE AUTHORITY OF BOTH FEDERAL AND STATE GOVERNMENTS:

- Parker vs. D.C., Fed (2007), confirmed an individual right to keep arms and overturning a handgun ban.
- U.S. vs. Emerson, 5 Fed (1999), confirmed an individual right requiring compelling government interest for regulation.
- Nunn v. State, 1 Ga. 243, 250, 251 (1846) (struck down a ban on sale of small, easily concealed handguns as violating Second Amendment).
- State v. Chandler, 5 La.An. 489, 490, 491 (1850) (upheld a ban on concealed carry, but acknowledged that open carry was protected by Second Amendment).
- Smith v. State, 11 La.An. 633, 634 (1856) (upheld a ban on concealed carry, but recognized as protected by Second Amendment "arms there spoken of are such as are borne by a people in war, or at least carried openly").
- State v. Jumel, 13 La.An. 399, 400 (1858) (upheld a ban on concealed carry, but acknowledged a Second Amendment right to carry openly).
- Cockrum v. State, 24 Tex. 394, 401, 402 (1859) (upheld an enhanced penalty for manslaughter with a Bowie knife, but acknowledged that the Second Amendment guaranteed an individual right to possess arms for collective overthrow of the government).

³⁶⁸ U.S. v. Hutzal, 8 Iowa, No. 99-3719

³⁶⁹ U.S. v. Emerson, 5th court of Appeals decision, November 2, 2001, No. 99-10331

-
- In Re Brickey, 8 Ida. 597, 70 Pac. 609, 101 Am.St.Rep. 215, 216 (1902) (struck down a ban on open carry of a revolver in Lewiston, Idaho as violating both Second Amendment and Idaho Const. guarantee).
 - State v. Hart, 66 Ida. 217, 157 P.2d 72 (1945) (upheld a ban on concealed carry as long as open carry was allowed based on both Second Amendment and Idaho Const. guarantee).
 - State v. Nickerson, 126 Mont. 157, 166 (1952) (striking down a conviction for assault with a deadly weapon, acknowledging a right to carry based on Second Amendment and Montana Const. guarantee).
 - U.S. v. Hutzell, 8 Iowa, 99-3719, (2000) (cite in dictum that "an individual's right to keep and bear arms is constitutionally protected, see United States v. Miller, 307 U.S. 174, 178-79 (1939)).

DECISIONS THAT RECOGNIZED THE SECOND AMENDMENT GUARANTEES AN INDIVIDUAL RIGHT TO POSSESS OR CARRY FIREARMS, BUT ONLY LIMITING THE FEDERAL GOVERNMENT'S AUTHORITY:

- U.S. v. Cruikshank, 92 U.S. 542, 552 (1876) (limiting use of the Enforcement Act of 1870 so that Klansmen could not be punished for mass murder and disarming of freedmen).
- State v. Workman, 35 W.Va. 367, 373 (1891) (upholding a ban on carry of various concealable arms).
- State v. Kerner, 181 N.C. 574, 107 S.E. 222 (1921) (overturning a ban on open carry of pistols based on North Carolina Const., but acknowledging Second Amendment protected individual right from federal laws).

DECISIONS IN WHICH THE SECOND AMENDMENT WAS ARGUED OR RAISED AS A LIMITATION ON STATE LAWS, AND IN WHICH THE COURT RULED THAT IT ONLY LIMITED THE FEDERAL GOVERNMENT, TACITLY ACKNOWLEDGING THAT THE RIGHT WAS INDIVIDUAL IN NATURE:

- Andrews v. State, 3 Heisk. (50 Tenn.) 165, 172, 173 (1871).
- Fife v. State, 31 Ark. 455, 25 Am.Rep. 556, 557, 558 (1876); State v. Hill, 53 Ga. 472, 473, 474 (1874).
- Dunne v. People, 94 Ill. 120, 140, 141 (1879); Presser v. Illinois, 116 U.S. 252, 265, 266 (1886) (upholding a ban on armed bodies marching through the streets).
- People v. Persee, 204 N.Y. 397, 403 (1912); In re Rameriz, 193 Cal. 633, 636, 226 P. 914 (1924) (upholding a ban on resident aliens possessing handguns).

DECISIONS IN WHICH THE SECOND AMENDMENT WAS IMPLIED TO GUARANTEE AN INDIVIDUAL RIGHT, THOUGH UNCLEAR AS TO WHETHER IT LIMITED ONLY THE FEDERAL GOVERNMENT OR STATES AS WELL, BECAUSE THE TYPE OF ARM IN QUESTION WASN'T PROTECTED:

- English v. State, 35 Tex. 473, 476, 477 (1872).
- State v. Duke, 42 Tex. 455, 458, 459 (1875) (upholding a ban on carrying of handguns, Bowie knives, sword-canes, spears, and brass knuckles).
- People v. Liss, 406 Ill. 419, 94 N.E.2d 320, 322, 323 (1950) (overturning a conviction for carrying a concealed handgun and acknowledging that the right in the Second Amendment was individual).

-
- *Guida v. Dier*, 84 Misc.2d 110, 375 N.Y.S.2d 827, 828 (1975) (denying that "concealable hand weapons" were protected by the Second Amendment, but acknowledging that an individual right protects other firearms).

DECISIONS IN WHICH THE SECOND AMENDMENT HAS BEEN CLASSED WITH OTHER INDIVIDUAL RIGHTS, WITH NO INDICATION THAT IT WAS NOT AN INDIVIDUAL RIGHT:

- *Robertson v. Baldwin*, 165 U.S. 275, 281, 282, 17 S.Ct. 826, 829 (1897); *U.S. v. Verdugo-Urquidez*, 110 S.Ct. 1056, 1060, 1061 (1990).

DECISIONS THAT COULD HAVE BEEN VERY MUCH SHORTER IF THE COURT HAD SIMPLY DENIED THAT THE SECOND AMENDMENT PROTECTED AN INDIVIDUAL RIGHT:

- *U.S. v. Miller*, 307 U.S. 174 (1939) (the Supreme Court upholding the National Firearms Act of 1934, after district judge released defendants on the grounds that it violated Second Amendment).

GUN OWNERS AND PUBLIC OPINION

Myth: Gun owners are a tiny minority

Fact: The Federal government estimated that there were over 65 million gun owners in the U.S. and more than 50% were handgun owners.³⁷⁰ This number is generally considered low due to the reluctance of many to admit to a government agency that they own a gun. Other estimates indicate that between 41% and 49% of U.S. households are gun-owning households.

Fact: 43% of Americans claim they owned a gun.³⁷¹

Myth: People do not believe that the 2nd Amendment is an individual right

Fact: A Zogby poll³⁷² concluded that 75% of Americans believe the right to keep and bear arms is an individual right. ABC determined the rate to be 77%.³⁷³

Myth: More and more Americans support stricter gun control

Fact: The Gallup Poll has been asking Americans this question since 1990 and in the 16 years thereafter, the number supporting stricter gun control has fallen from 78% to 56%.³⁷⁴

Myth: Most Americans favor gun control

Fact: Few "surveys" conducted in this country on the subject of gun control are unbiased. Professional survey designers have criticized both Harris and Gallup gun surveys for their construction – that the surveys have been designed to reach a desired conclusion.³⁷⁵

Fact: Americans believe parents and popular culture are more responsible for violence in America than firearms.³⁷⁶

Fact: 52% of Americans in 2006 do not

Cause of Gun Violence	Percent
The way parents raise their children	45%
Popular culture	26%
Availability of guns	21%
Other	6%
No opinion	2%

³⁷⁰ Bureau of Alcohol, Tobacco and Firearms, 1997

³⁷¹ Gallup Poll, " Americans by Slight Margin Say Gun in the Home Makes It Safer", October 20, 2006

³⁷² Zogby/SAF survey of 1,015 likely voters, June 2002

³⁷³ ABC News, May 14, 2002

³⁷⁴ Gallup Poll, " Americans by Slight Margin Say Gun in the Home Makes It Safer", October 20, 2006

³⁷⁵ Often these surveys use questions like "If it reduced crime, would you favor stronger gun control laws?" These questions are rephrased in headline to read "Americans demand gun control" while ignoring the leading goal of reducing crime. These surveys also fail to ask counter balancing questions to prove/disprove any bias in questions. A counter-balancing question might be: "If it were shown that gun control laws were ineffective in preventing crime, would you favor enacting more gun control laws?"

³⁷⁶ Gallup Poll, May 2000 – this despite a question design which made "availability of guns" the most likely choice due to order ranking

believe more gun control is needed.³⁷⁷

Fact: An Associated Press poll in April, 2000 showed 42% thought stricter enforcement was more likely to cut gun violence. Only 33% said enacting tougher gun laws was better.

Fact: A survey in April, 2000 by ABC News/Washington Post asked whether "passing stricter gun control laws" or "stricter enforcement of existing laws" is the best way to curb gun violence. Enforcement was preferred by 53% to 33%.

Fact: 58% percent of Americans believe better enforcement of existing laws "is a better way to reduce handgun violence" than new gun control laws.³⁷⁸

Fact: A recent and well-constructed survey by Time Magazine showed some interesting results. From 33,202 adult Americans surveyed in 1998:

	Yes	No
Should the U.S. have stricter gun control laws?	6.73%	92.25%
Do you believe that allowing people to carry concealed weapons reduce crime?	92.22%	7.76%
Do you believe that U.S. cities should sue gun manufacturers to recoup money spent dealing with gun-related crime?	1.96%	98.01%
How would you rate the effectiveness of the Brady Bill and the "assault weapons" ban in preventing the illegal use and distribution of guns?	0.52% 3.79% 6.19% 87.27% 2.23%	Very effective Somewhat effective Somewhat ineffective Not at all effective Don't know

Fact: A 1999 survey by CBS (hardly a pro gun organization) found these responses:

- Only 14% of Americans believe that gun control can prevent violence with guns.
- 56% of people said enforcement of existing laws is the better way to reduce violent crime than new gun control laws.
- Only 4% said gun control should be a top issue for the government.

Fact: According to an AOL.com poll in March 2000:

How can gun violence be effectively prevented?	People	Percent
Stricter gun control laws	10,841	17.8%
Proper enforcement of current gun control laws	13,587	22.4%
Ban on handguns	8,008	13.2%
Stricter punishment for crimes involving guns	21,596	35.6%
Other	5,094	8.4%
Not sure	1,613	2.7%

³⁷⁷ Rasmussen Reports, February 19, 2006

³⁷⁸ Portrait of America survey, August 2000

Fact: A CNN survey in the summer of 1999 asked if gun makers should be held liable for gun violence. Obviously not.

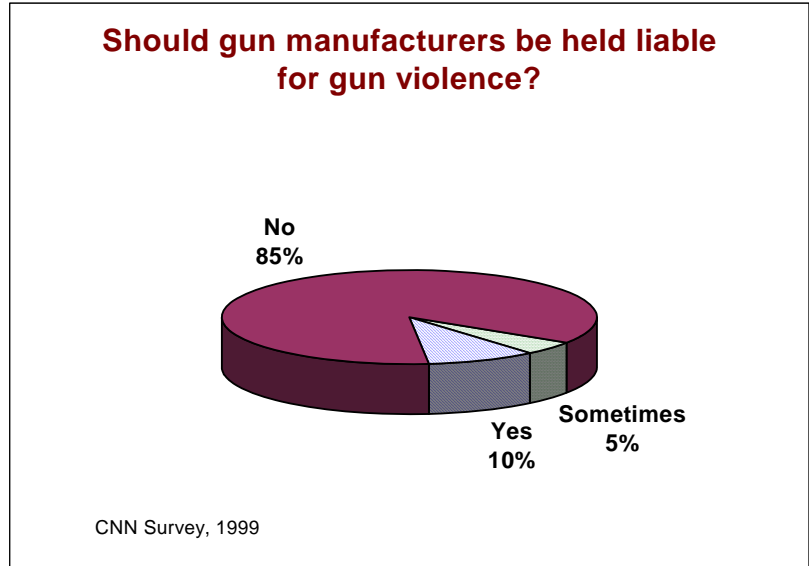
Fact: A 1999 survey by the Associated Press showed:

- Most Americans (49%) felt enforcing existing laws was the key to reducing violent crime.
- 52% felt that background checks did not help reduce the number of crimes committed with guns.

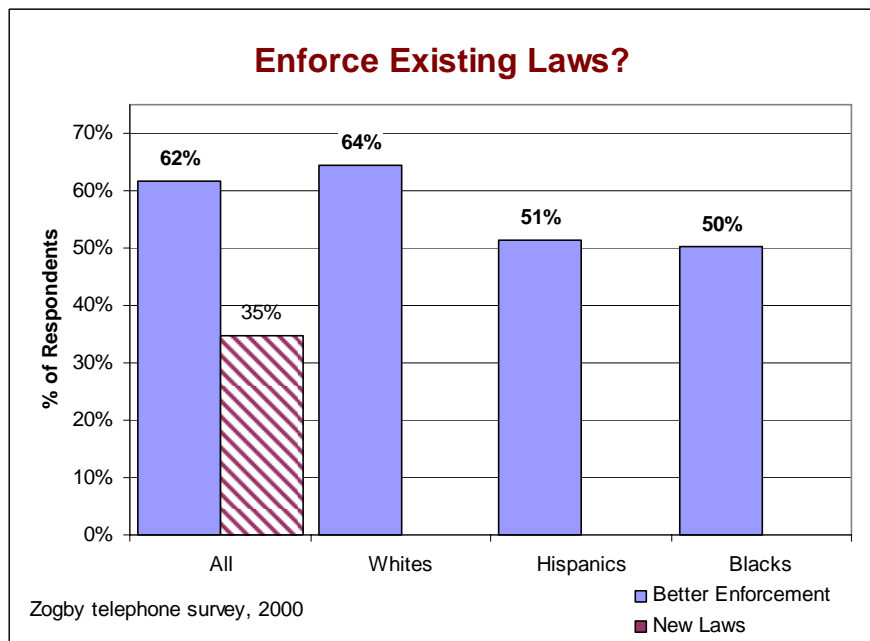
Fact: A 2000 Zogby telephone survey of 1,201 adults concluded that, by almost a two-to-one margin, Americans prefer enforcement of existing laws instead of new and tougher gun legislation to fight crime. The same poll found that 68% of the public disagrees with cities suing gun makers for the criminal misuse of guns.

Fact: A December 2000 Zogby poll of 1,028 American adults showed they felt enforcing current laws was the “best way to solve gun violence in America.”

Fact: A January 2001 Zogby “American Values” poll found that 66% of voters felt the U.S. should spend more money enforcing current laws including mandatory jail time for those who commit a crime with a handgun, while only 26% felt there should be more gun control laws including mandatory gun locks.'



Zogby December 2000 Survey	
Enforce existing laws	52%
Banning handguns	15%
Teach children self-control	15%
Additional congressional legislation	2%
Other	8%
Don't know	2%



FAMOUS GUN GRABBERS

Politicians

BILL CLINTON, FORMER PRESIDENT OF THE UNITED STATES

"Only the police should have handguns."

"When we got organized as a country, we wrote a fairly radical Constitution with a radical Bill of Rights, giving a radical amount of individual freedom to Americans. There's too much personal freedom. When personal freedom's being abused, you have to move to limit it."³⁷⁹

Fact: Wang Jun – son of the late Chinese President Wang Zhen – who is chairman of the China International Trade and Investment Company and President of Polytechnologies Corp., attended a White House coffee with Clinton in February 1996 and was granted a meeting with Commerce Secretary Ronald Brown the next day.

He was also connected to more than \$600,000 in illegal campaign contributions to the Democrats, the report said. Polytechnologies is an arms-trading company indicted for trying to smuggle 2,000 Chinese AK-47 assault rifles into the United States and it is the largest of the corporate structures owned by the People's Liberation Army.³⁸⁰

V.I. LENIN

"One man with a gun can control 100 without one. ... Make mass searches and hold executions for found arms,"

DIANNE FEINSTEIN, U.S. SENATOR FROM CALIFORNIA

"Banning guns addresses a fundamental right of all Americans to feel safe."³⁸¹

"If I could have gotten 51 votes in the Senate of the United States for an outright ban, picking up every one of them; "Mr. and Mrs. America, turn 'em all in," I would have done it."³⁸²

"The National Guard fulfills the militia mentioned in the Second amendment. Citizens no longer need to protect the states or themselves."

JOSEPH STALIN

"If the opposition disarms, well and good. If it refuses to disarm, we shall disarm it ourselves."

³⁷⁹ MTV's "Enough is Enough", March 22, 1994

³⁸⁰ CNN May 24, 1999

³⁸¹ Associated Press, November 18, 1993

³⁸² CBS-TV's "60 Minutes," February 5, 1995

FRANK LAUTENBERG, U.S. SENATOR FROM NEW JERSEY

"We have other legislation that all of you are aware that I have been so active on, with my colleagues here, and that is to shut down the gun shows."³⁸³

ADOLPH HITLER

"The most foolish mistake we could possibly make would be to allow the subject races to possess arms. History shows that all conquerors who have allowed their subject races to carry arms have prepared their own downfall by so doing."³⁸⁴

HOWARD METZENBAUM, FORMER U.S. SENATOR

"No, we're not looking at how to control criminals ... we're talking about banning the AK-47 and semi-automatic guns."

CHARLES PASHAYAN, U.S. REPRESENTATIVE FROM CALIFORNIA

"All of this has to be understood as part of a process leading ultimately to a treaty that will give an international body power over our domestic laws."³⁸⁵

PETE STARK, U.S. REPRESENTATIVE FROM CALIFORNIA

"If a bill to ban handguns came to the house floor, I would vote for it."³⁸⁶

WILLIAM CLAY, U.S. REPRESENTATIVE FROM MISSOURI

"...we need much stricter gun control, and eventually should bar the ownership of handguns"

JOSEPH BIDEN, U.S. SENATOR FROM DELAWARE

"Banning guns is an idea whose time has come."

JOHN CHAFEE, FORMER U.S. SENATOR FROM RHODE ISLAND

"I shortly will introduce legislation banning the sale, manufacture or possession of handguns (with exceptions for law enforcement and licensed target clubs)... . It is time to act. We cannot go on like this. Ban them!"³⁸⁷

JAN SCHAKOWSKY, U.S. REPRESENTATIVE FROM ILLINOIS

"I believe.....this is my final word.....I believe that I'm supporting the Constitution of the United States which does not give the right for any individual to own a handgun...."³⁸⁸

³⁸³ Press conference on March 1, 2000

³⁸⁴ Hitler's Secret Conversations, trans. Norman Cameron and R. H. Stevens (New York: Signet Books, 1961), 403

³⁸⁵ 2001 United Nations Conference on Small Arms

³⁸⁶ Town Hall Meeting, June 1999, Fremont California

³⁸⁷ In View of Handguns' Effects, There's Only One Answer: A Ban, Minneapolis Star Tribune, June 15, 1992, at 13A

³⁸⁸ Tape recorded on June 25, 2000 by Matt Beauchamp at the Chicago Gay Pride Parade

MAJOR OWENS, U.S. REPRESENTATIVE FROM NEW YORK

“We have to start with a ban on the manufacturing and import of handguns. From there we register the guns which are currently owned, and follow that with additional bans and acquisitions of handguns and rifles with no sporting purpose.”

BOBBY RUSH, U.S. REPRESENTATIVE FROM ILLINOIS

"My staff and I right now are working on a comprehensive gun-control bill. We don't have all the details, but for instance, regulating the sale and purchase of bullets. Ultimately, I would like to see the manufacture and possession of handguns banned except for military and police use. But that's the endgame. And in the meantime, there are some specific things that we can do with legislation." ³⁸⁹

FERDINAND E. MARCOS, FORMER PRESIDENT/DICTATOR OF THE PHILIPINES

President Marcos declared Martial Law by virtue of Proclamation No.1081 on Sept.21,1972 and on the following day issued General Order No. 6 declaring that no person shall keep, posses or carry any firearms with penalties ranging up to death. The Philippines was under his dictatorship for the next 14 years.

ACTS OF VIOLENCE COMMITTED BY MEMBERS OF GUN CONTROL ORGANIZATIONS

- Barbara Graham, speaker at the “Million Mom March” in 2000, was convicted of shooting and paralyzing for life a man she mistook as one who had killed her son.³⁹⁰
- In Fort Collins, a woman who opposes the right of self-defense struck a member of the Tyranny Response Team with a clipboard.³⁹¹
- At a rally in Boulder early in 2000, Robert Howell, vice president of the anti-gun Boulder Bell Campaign, attacked Shariar Ghalam, bloodying his nose. (Ghalam was carrying a concealed handgun but never drew it, not believing his life was in danger.)
- In the summer of 2000, supporters of the anti-gun Million Mom March stole supplies from the Second Amendment Sisters and vandalized SAS property.³⁹²
- Ari Armstrong, a pro-civil rights activist in Colorado, received threatening telephone calls allegedly from members of S.A.F.E (an anti-gun group) after Ari appeared on television promoting firearm freedoms.³⁹³

Anti-freedom political activists

THE COALITION TO STOP GUN VIOLENCE

"It is our aim to ban the manufacture and sale of handguns to private individuals."³⁹⁴

³⁸⁹ Chicago Tribune, December 5, 1999

³⁹⁰ Washington Post, February 2, 2001, “Mother Convicted in Shooting”, Page B01 – January 24, 2001, “Woman Goes on Trial In Ambush Shooting”, Page B01

³⁹¹ Boulder Weekly, “New gun laws by force”, August 24, 2000

³⁹² WorldNetDaily, “Million Mom Marchers ransack pro-gun display”, August 1, 2000

³⁹³ Compiled and reported by the Boulder Weekly, August 24, 2000

“We will never fully solve our nation's horrific problem of gun violence unless we ban the manufacture and sale of handguns and semiautomatic assault weapons.”³⁹⁵

NELSON T. “PETE” SHIELDS, CHAIRMAN EMERITUS, HANDGUN CONTROL, INC.³⁹⁶

" the final problem is to make the possession of all handguns and all handgun ammunition except for the military, policemen, licensed security guards, licensed sporting clubs, and licensed gun collectors -- totally illegal.”³⁹⁷

"Yes, I'm for an outright ban (on handguns).”³⁹⁸

"We'll take one step at a time, and the first is necessarily - given the political realities - very modest. We'll have to start working again to strengthen the law, and then again to strengthen the next law and again and again. Our ultimate goal, total control of handguns, is going to take time. The first problem is to slow down production and sales. Next is to get registration. The final problem is to make possession of all handguns and ammunition (with a few exceptions) totally illegal.”³⁹⁹

SARAH BRADY, CHAIRPERSON FOR HANDGUN CONTROL, INC. (NOW THE BRADY CAMPAIGN)

"...I don't believe gun owners have rights.”⁴⁰⁰

"We would like to see, in the future, what we will probably call needs-based licensing of all weapons. ...Where it would make it much more difficult for anybody to be able to purchase handguns....”⁴⁰¹

"To me, the only reason for guns in civilian hands is for sporting purposes.”⁴⁰²

JIM BRADY

“[Handguns] For target shooting, that’s okay. Get a license and go to the range. For defense of the home, that’s why we have police.”⁴⁰³

ELLIOT CORBETT, SECRETARY, NATIONAL COUNCIL FOR A RESPONSIBLE FIREARMS POLICY

"Handguns should be outlawed."

³⁹⁴ Recruiting flyer, 1996

³⁹⁵ Jeff Muchnick, Legislative Director, USA Today, December 29, 1993

³⁹⁶ It is interesting to note that HCI was originally named National Council to Ban Handguns.

³⁹⁷ "The New Yorker", July 26, 1976

³⁹⁸ 60 Minutes interview

³⁹⁹ New Yorker Magazine, June 26, 1976, pg. 53

⁴⁰⁰ Hearst Newspapers Special Report, "Handguns in America" October 1997

⁴⁰¹ Sarah Brady speech to the Women's National Democratic Club, Sept. 21, 1993

⁴⁰² Tampa Tribune, Oct 21, 1993

⁴⁰³ Parade Magazine, June 26, 1994

BERNARD PARKS, CHIEF OF POLICE, L.A. CALIFORNIA

“We would get rid of assault weapons. There would not be an assault weapon in the United States, whether it's for a show or someone having it in a collection.”⁴⁰⁴

JOSH SUGARMANN, EXECUTIVE DIRECTOR OF THE VIOLENCE POLICY CENTER

“ ... immediately call on Congress to pass far-reaching industry regulation like the Firearms Safety and Consumer Protection Act ... [which] would give the Treasury Department health and safety authority over the gun industry, and any rational regulator with that authority would ban handguns.”⁴⁰⁵

PATRICK V. MURPHY, FORMER NEW YORK CITY POLICE COMMISSIONER

“We are at the point in time and terror where nothing short of a strong uniform policy of domestic disarmament will alleviate the danger which is crystal clear and perilously present. Let us take the guns away from the people.”⁴⁰⁶

AMERICAN CIVIL LIBERTIES UNION (ACLU)

“We urge passage of federal legislation ... to prohibit ... the private ownership and possession of handguns.”⁴⁰⁷

ROSIE O'DONNELL, TV TALK SHOW HOSTESS

“I think there should be a law -- and I know this is extreme -- that no one can have a gun in the U.S. If you have a gun, you go to jail. Only the police should have guns.”⁴⁰⁸

“I don't care if you want to hunt, I don't care if you think it's your right. I say, sorry, you are not allowed to own a gun, and if you do own a gun I think you should go to prison.”⁴⁰⁹

VIOLENCE POLICY CENTER

“[gun] Licensing systems are very expensive to administer ... licensing and registration in America would have little effect on the vast majority of gun violence.”

“[We are] the largest national gun control advocacy group seeking a ban on handgun production.”⁴¹⁰

ALAN M. DERSHOWITZ, LAWYER AND FRANKFURTER PROFESSOR OF LAW

“The Second Amendment has no place in modern society.”⁴¹¹

⁴⁰⁴ Reuters, June 9, 2000

⁴⁰⁵ Houston Chronicle, Nov. 5, 1999

⁴⁰⁶ Testimony to the National Association of Citizens Crime Commissions

⁴⁰⁷ Board of Directors in September 1976 - see national ACLU policy #47

⁴⁰⁸ Ottawa Sun, April 29, 1999

⁴⁰⁹ The Rosie O'Donnell Show April 19, 1999

⁴¹⁰ “Politics, paranoia fuel war of words over guns”, The Times Union, October 18, 2004

BROOKS BROWN, SAFE COLORADO

“It was worth lying to him, or deceiving him ...”⁴¹²

The media

MICHAEL GARDNER, PRESIDENT OF NBC NEWS

"There is no reason for anyone in this country ... to buy, to own, to have, to use a handgun ... The only way to control handgun use in this country is to prohibit the guns."⁴¹³

"In fact, only police, soldiers -- and, maybe, licensed target ranges -- should have handguns. No one else needs one."⁴¹⁴

CHARLES KRAUTHAMMER, SYNDICATED COLUMNIST

"The Brady Bill's only effect will be to desensitize the public to regulation of weapons in preparation for their ultimate confiscation."⁴¹⁵

"Passing a law like the assault weapons ban is a symbolic, purely symbolic move. ... Its only real justification is not to reduce crime but to desensitize the public to the regulation of weapons in preparation for their ultimate confiscation."⁴¹⁶

EDITORIAL, LOS ANGELES TIMES

“Why should America adopt a policy of near-zero tolerance for private gun ownership? Because it's the only alternative to the present insanity. Without both strict limits on access to new weapons and aggressive efforts to reduce the supply of existing weapons, no one can be safe.”⁴¹⁷

"...The Times supports a near-total ban on the manufacture and private ownership of handguns and assault weapons, leaving those guns almost exclusively in the hands of law enforcement officials."⁴¹⁸

JACK E. WHITE, TIME MAGAZINE NATIONAL CORRESPONDENT

“Why not just ban the ownership of handguns when nobody needs one? Why not just ban semi-automatic rifles? Nobody needs one.”⁴¹⁹

⁴¹¹ The Crimson Daily, April 9, 2003

⁴¹² Discussing an attempt to influence a congressman on a gun control bill, July 26, 2001, “SAFE Colorado Says Washington Stunt Was Irresponsible”, The Denver Channel

⁴¹³ USA Today, January 16, 1992

⁴¹⁴ The Wall Street Journal, January 10, 1991

⁴¹⁵ The Washington Post, April 5, 1996

⁴¹⁶ Ibid

⁴¹⁷ “Taming the Monster: Get Rid of the Guns”, Dec. 28, 1993

⁴¹⁸ “Taming the Monster: The Guns Among Us”, Dec. 10, 1993

⁴¹⁹ Washington Times, May 8, 1999

GARY WILLS, SYNDICATED COLUMNIST

"Every civilized society must disarm its citizens against each other."⁴²⁰

The media in general

A two-year study by the Media Research Center concluded that television reporters are overwhelmingly opposed to Second Amendment rights. For broadcasts from major networks from July 1, 1995 to June 30, 1997, covering 244 gun policy stories:

- The ratio of anti-gun to pro-gun bias was 16:1.
- Anti-gun spokespeople (Sarah Brady, etc) were given three times the number of sound bites than pro-gun spokespeople (NRA, etc).

The American government

The following exchange is from the appeal of the case of U.S. vs. Emerson in the Fifth Circuit Court. Meteja was the attorney for the U.S. Government.

Judge Garwood: [to federal lawyer] "You are saying that the Second Amendment is consistent with a position that you can take guns away from the public? You can restrict ownership of rifles, pistols and shotguns from all people? Is that the position of the United States?"

Meteja: [federal lawyer] "Yes"

Garwood: "Is it the position of the United States that persons who are not in the National Guard are afforded no protections under the Second Amendment?"

Meteja: Exactly.

Meteja then said that even membership in the National Guard isn't enough to protect the private ownership of a firearm. It wouldn't protect the guns owned at the home of someone in the National Guard.

Garwood: Membership in the National Guard isn't enough? What else is needed?

Meteja: The weapon in question must be used in the National Guard.

GEORGE NAPPER, ATLANTA PUBLIC-SAFETY COMMISSIONER

"If I had my druthers, the only people who would have guns would be those who enforce the law."⁴²¹

JANET RENO, FORMER U.S. ATTORNEY GENERAL

"The most effective means of fighting crime in the United States is to outlaw the possession of any type of firearm by the civilian populace."⁴²²

⁴²⁰ Philadelphia Inquirer, May 17, 1981

⁴²¹ U.S. News and World Report

⁴²² Addressing a 1984 B'nai B'rith gathering in Coral Gables, Florida, per affidavit written by Fred Diamond of Miami.

MARION BARRY, FORMER MAYOR, WASHINGTON D.C.

"Our neighbors in Virginia are just as responsible for these killings as the criminals are because they won't pass strong gun [control] legislation."⁴²³ (ed: The claim being that citizens of Virginia were responsible for D.C. murders.)

⁴²³ This Week With David Brinkley, ABC TV, March 19, 1989

PRO-GUN QUOTES

JOHN F. KENNEDY, PRESIDENT OF THE UNITED STATES

"Today, we need a nation of Minutemen, citizens who are not only prepared to take arms, but citizens who regard the preservation of freedom as the basic purpose of their daily life and who are willing to consciously work and sacrifice for that freedom."

"By calling attention to 'a well regulated militia,' the 'security' of the nation, and the right of each citizen 'to keep and bear arms,' our founding fathers recognized the essentially civilian nature of our economy. Although it is extremely unlikely that the fears of governmental tyranny, which gave rise to the Second Amendment, will ever be a major danger to our nation, the Amendment still remains an important declaration of our basic civilian-military relationships, in which every citizen must be ready to participate in the defense of his country. For that reason I believe the Second Amendment will always be important."⁴²⁴

MAHATMA GANDHI, PEACEFUL REVOLUTIONARY

"Among the many misdeeds of the British rule in India, history will look upon the Act depriving a whole nation of arms, as the blackest."

ARISTOTLE

"Those who have the command of the arms in a country are masters of the state, and have it in their power to make what revolutions they please. [Thus,] there is no end to observations on the difference between the measures likely to be pursued by a minister backed by a standing army, and those of a court awed by the fear of an armed people."

GEORGE ORWELL

"The totalitarian states can do great things, but there is one thing they cannot do: they cannot give the factory-worker a rifle and tell him to take it home and keep it in his bedroom. That rifle hanging on the wall of the working-class flat or labourer's cottage, is the symbol of democracy. It is our job to see that it stays there."⁴²⁵

HUBERT HUMPHREY, FORMER U.S. SENATOR AND VICE PRESIDENT OF THE UNITED STATES

"Certainly one of the chief guarantees of freedom under any government, no matter how popular and respected, is the right of citizens to keep and bear arms.... The right of citizens to bear arms is just one guarantee against arbitrary government, one more safeguard against tyranny..."⁴²⁶

⁴²⁴ Guns Magazine, "Know Your Lawmakers", April 1960, Page 4

⁴²⁵ Evening Standard, "Don't Let Colonel Blimp Ruin the Home Guard", Jan 8, 1941

⁴²⁶ Guns Magazine, "Know Your Lawmakers", Feb 1960, Page 6

JOHN ADAMS, PRESIDENT OF THE UNITED STATES

“Resistance to sudden violence, for the preservation not only of my person, my limbs, and life, but of my property, is an indisputable right of nature which I have never surrendered to the public by the compact of society, and which perhaps, I could not surrender if I would.”⁴²⁷

"Here, every private person is authorized to arm himself, and on the strength of this authority, I do not deny the inhabitants had a right to arm themselves at that time, for their defense, not for offense..."⁴²⁸

ST. GEORGE TUCKER, AMERICAN REVOLUTION MAJOR AND POST REVOLUTION JUDGE

"In America we may reasonably hope that the people will never cease to regard the right of keeping and bearing arms as the surest pledge of their liberty.”⁴²⁹

WALTER MONDALE, FORMER VICE PRESIDENT AND U.S. AMBASSADOR TO JAPAN

"Gun bans don't disarm criminals, gun bans attract them.”⁴³⁰

THOMAS JEFFERSON, AUTHOR OF THE AMERICAN DECLARATION OF INDEPENDENCE

"No freeman shall be debarred the use of arms (within his own lands or tenements).”⁴³¹

"What country can preserve it's liberties if their rulers are not warned from time to time that their people preserve the spirit of resistance. Let them take arms.”⁴³²

"The constitutions of most of our States assert that all power is inherent in the people; that... it is their right and duty to be at all times armed.”⁴³³

"One loves to possess arms, though they hope never to have occasion for them.”⁴³⁴

"I learn with great concern that [one] portion of our frontier so interesting, so important, and so exposed, should be so entirely unprovided with common fire-arms. I did not suppose any part of the United States so destitute of what is considered as among the first necessities of a farm-house.”⁴³⁵

"None but an armed nation can dispense with a standing army. To keep ours armed and disciplined is therefore at all times important."

⁴²⁷ Boston Gazette, Sept. 5, 1763

⁴²⁸ Opening statement as defense counsel for British soldiers on trial for the Boston Massacre in 1770; from the "Legal Papers of John Adams", Butterfield and Zobel; 1965

⁴²⁹ American Blackstone, 1803

⁴³⁰ April 20, 1994

⁴³¹ Thomas Jefferson: Draft Virginia Constitution (with his note added), 1776. Papers 1:353

⁴³² Letter to James Madison, Dec. 20, 1787, in Papers of Jefferson, ed. Boyd et al.

⁴³³ Thomas Jefferson to John Cartwright, 1824. Millennium Edition of The Writings of Thomas Jefferson 16:45

⁴³⁴ Thomas Jefferson to George Washington, 1796. Millennium Edition of The Writings of Thomas Jefferson 9:341

⁴³⁵ Thomas Jefferson to Jacob J. Brown, 1808. Millennium Edition of The Writings of Thomas Jefferson 11:432

JAMES MADISON, AMERICAN FOUNDING FATHER

“[The Constitution preserves] the advantage of being armed which Americans possess over the people of almost every other nation...[where] the governments are afraid to trust the people with arms.”

OLIVER STONE, MOVIE DIRECTOR

"I like automatic weapons. I fought for my right to use them in Vietnam."

PATRICK HENRY, AMERICAN FOUNDING FATHER AND CATALYST FOR THE BILL OF RIGHTS

"The great objective is that every man be armed Everyone who is able may have a gun."

MACHIAVELLI

"The Swiss are well armed and enjoy great freedom"⁴³⁶

“From this we plainly see the folly and imprudence of demanding a thing, and saying beforehand that it is intended to be used for evil; ... For it is enough to ask a man to give up his arms, without telling him that you intend killing him with them; after you have the arms in hand, then you can do your will with them.”⁴³⁷

TENCHE COXE, REVOLUTIONARY ERA WRITER

"As civil rulers, not having their duty to the people before them, may attempt to tyrannize, and as the military forces which must be occasionally raised to defend our country, might pervert their power to the injury of their fellow citizens, the people are confirmed by the article in their right to keep and bear their private arms."⁴³⁸

"Congress have no power to disarm the militia. Their swords, and every other terrible implement of the soldier, are the birthright of an American... The unlimited power of the sword is not in the hands of either the federal or state government, but, where I trust in God it will ever remain, in the hands of the people"⁴³⁹

MALCOLM X, AMERICAN BLACK CIVIL RIGHTS ACTIVIST

"It is criminal to teach a man not to defend himself when he is the constant victim of brutal attacks. It is legal and lawful to own a shotgun or a rifle. We believe in obeying the law."⁴⁴⁰

“... I must say this concerning the great controversy over rifles and shotguns. The only thing I've ever said is that in areas where the government has proven itself either unwilling or unable to defend the lives and the property of Negroes, it's time for Negroes to defend

⁴³⁶ In Switzerland, all males age 20 to 42 are required to keep rifles or pistols at home

⁴³⁷ “Discourses on the First Ten Books of Titus Livius”,

⁴³⁸ Remarks on the First Part of the Amendments to the Federal Constitution under the pseudonym ‘A Pennsylvanian’ in the Philadelphia Federal Gazette, June 18, 1789 at 2 col. 1

⁴³⁹ Pennsylvania Gazette, Feb. 20, 1788

⁴⁴⁰ Statement to the press, March 12, 1964

themselves. Article number two of the constitutional amendments provides you and me the right to own a rifle or a shotgun. It is constitutionally legal to own a shotgun or a rifle."⁴⁴¹

SAMUEL ADAMS, MEMBER OF THE CONTINENTAL CONGRESS

"That the said Constitution shall never be construed to authorize Congress to infringe the just liberty of the press or the rights of conscience; or to prevent the people of The United States who are peaceable citizens from keeping their own arms..."⁴⁴²

WILLIAM RAWLE, POST-REVOLUTION U.S. ATTORNEY

"The prohibition is general. No clause in the Constitution could by any rule of construction be conceived to give to Congress a power to disarm the people. Such a flagitious attempt could only be made under some general pretense by a state legislature. But if in any blind pursuit of inordinate power, either should attempt it, this amendment may be appealed to as a restraint on both."⁴⁴³

THOMAS PAINE, AMERICAN REVOLUTION POLITICAL PHILOSOPHER

"Arms, like laws, discourage and keep the invader and plunderer in awe and preserve order..."

MAFIA INFORMANT SAMMY "THE BULL" GRAVANO

"Gun control? It's the best thing you can do for crooks and gangsters. I want you to have nothing. If I'm a bad guy, I'm always gonna have a gun. Safety locks? You will pull the trigger with a lock on, and I'll pull the trigger. We'll see who wins."

RICHARD HENRY LEE, MEMBER OF THE CONTINENTAL CONGRESS

"[W]hereas, to preserve liberty, it is essential that the whole body of the people always possess arms, and be taught alike, especially when young, how to use them,"⁴⁴⁴

ALEXANDER HAMILTON, AUTHOR OF THE FEDERALIST PAPERS

"The best we can hope for concerning the people at large is that they be properly armed."⁴⁴⁵

ZACHARIAH JOHNSON

"The people are not to be disarmed of their weapons. They are left in full possession of them."⁴⁴⁶

⁴⁴¹ April 3, 1964. *Malcolm X Speaks* (New York: Merit Publishers, 1965)

⁴⁴² Debates and Proceedings in the Convention of the Commonwealth of Massachusetts, at 86-87

⁴⁴³ A View of the Constitution 125-6 (2nd ed. 1829)

⁴⁴⁴ Letters from the Federal Farmer to the Republican, at 21,22,124

⁴⁴⁵ The Federalist Papers at 184-8

⁴⁴⁶ Elliot, "Debates in the Several State Conventions", 646

TIMOTHY DWIGHT, ARMY CHAPLAIN DURING THE AMERICAN REVOLUTION

"To trust arms in the hands of the people at large has, in Europe, been believed...to be an experiment fraught only with danger. Here by a long trial it has been proved to be perfectly harmless...If the government be equitable; if it be reasonable in its exactions; if proper attention be paid to the education of children in knowledge and religion, few men will be disposed to use arms, unless for their amusement, and for the defense of themselves and their country."⁴⁴⁷

⁴⁴⁷ Travels in New England and New York [London 1823]

THOUGHTS ON GUN CONFISCATION

In 1911, Turkey established gun control. Subsequently, from 1915 to 1917, 1.5-million Armenians, deprived of the means to defend themselves, were rounded up and killed.

In 1929, the Soviet Union established gun control. Then, from 1929 to 1953, approximately 20-million dissidents were rounded up and killed.

In 1938 Germany established gun control. From 1939 to 1945 over 13-million Jews, gypsies, homosexuals, mentally ill, union leaders, Catholics and others, unable to fire a shot in protest, were rounded up and killed.

In 1935, China established gun control. Subsequently, between 1948 and 1952, over 20-million dissidents were rounded up and killed.

In 1956, Cambodia enshrined gun control. In just two years (1975-1977) over one million "educated" people were rounded up and killed.

In 1964, Guatemala locked in gun control. From 1964 to 1981, over 100,000 Mayan Indians were rounded up and killed as a result of their inability to defend themselves.

In 1970, Uganda got gun control. Over the next nine years over 300,000 Christians were rounded up and killed.

Over 56-million people have died because of gun control in the last century ...⁴⁴⁸

Senator Diane Feinstein, speaking on "60-Minutes" said "if I thought I could get the votes, I'd have taken them all."

SERIOUS QUESTIONS TO ASK YOURSELF

- If guns are effective enough to be a criminal's preferred tool, why are they not good enough to use for protection?
- Why do politicians insist their bodyguards be armed, but not you and I?
- If you and your children were face to face with a male attacker twice your size, what *would* you do; If you weren't armed? If you were armed?
- If guns are "too dangerous" to be in our society, how come our leaders want to be the only ones who have them? Do you trust our leaders implicitly to protect you *at all times*?
- Which is better – more gun control and the eventual banning of all guns in our society, or not sitting by helplessly watching as an intruder repeatedly rapes your 13-year-old daughter?
- If we ever completely ban guns, do you think there will be no more armed criminals in America?
- With so many gun laws already on the books, how come "gun crimes" still exist?

⁴⁴⁸ Most of the genocide statistics were reported in "Death by 'Gun Control': The Human Cost of Victim Disarmament, Aaron Zelman & Richard W. Stevens, 2001

MISCELLANEOUS STATISTICS

Number of firearms in America: 228,000,000⁴⁴⁹

Number of firearm owning households: At least 50,600,000⁴⁵⁰

Projected firearm owning households in America: 60-85 million

Number of guns used in crimes: 450,000⁴⁵¹

Percentage of guns used in crimes: 0.09%

Violent crimes committed daily by paroled prisoners:

Murders:	14
Rapes:	48
Robberies:	578

MISCELLANEOUS INFORMATION

British crime statistics

The U.K. measures crime using two different processes:

British Crime Survey (BCS): The Home Office conducts surveys of the population to determine how often subjects have been affected by criminal activity. Data is projected to reflect the entire population.

Police reporting: Crimes are reported to the police and nationwide, census-level statistics are summarized.

The BCS has been reporting a declining crime rate in the UK while police reporting has shown an increase. The BCS has routinely been criticized because it under reports crime due to the following factors:

- Murdered and imprisoned people do not answer surveys
- Some crimes are not surveyed when victims are below age 16⁴⁵²
- Does not include crime against institutions (bank robbery, etc.)
- Crimes are recorded at final disposition (conviction/acquittal), leaving many crimes completely unreported⁴⁵³

⁴⁴⁹ BATF estimate, 1999

⁴⁵⁰ Surveys show a “reported” ownership rate of 46%, but it is universally believed that these surveys under-reported (i.e., people that own firearms don’t want to admit so to a pollster). This is validated by surveys performed by the National Opinion Research Center. They perform their surveys face-to-face at the respondent’s home, and routinely have reported gun ownership rates 3-6% lower than telephone based surveys.

⁴⁵¹ Ibid

⁴⁵² This is a serious omission as most gang crime is committed by and against young people.

⁴⁵³ “Fear in Britain”, Dr. Paul Gallant and Dr. Joanne Eisen, National Review, July 18, 2000

These deficiencies are so significant that even the British government does not believe the accuracy of the BCS.

“[T]he BCS did not record ‘various categories of violent crime’, including murder and rape, retail crime, drug-taking, or offences in which the victims were aged below 16. The most reliable measure of crime is that which is reported to the police. We’re facing over a million violent crimes a year for the first time in history.”⁴⁵⁴

One curious tidbit: Murder rates initially appear to decline after 2002/2003. This is chiefly due to some 172 murders by serial killer Dr. Shipman which were booked in 2002/03 and did not recur in 2003/04.

More curious are the sudden leaps in reported violent crime when the British Home Office enforced standardized methods for recording reported crime (which led the Home Office to claim crime reports to be of poor quality, and thus rely on the suspect survey mechanism):

The 1998 changes to the Home Office Counting Rules had a very significant impact on violent crime; the numbers of such crimes recorded by the police increased by 83 per cent as a result of the 1998 changes ... The National Crime Recording Standard (NCRS), introduced in April 2002, again resulted in increased recording of violent crimes particularly for less serious violent offences.⁴⁵⁵

Origin of the 2nd Amendment

Before the United States Constitution or Bill of Rights existed, most of the 13 original states had clauses in their constitutions protecting the right to keep and bear arms. When the time came for Congress to draft the Bill of Rights, states submitted clauses from their constitutions that they thought should be added to the Federal Bill of Rights.

Three predominate arms clauses existed at that time (many states had word-for-word copies from other state constitutions, and the redundant versions are not mentioned herein.)

Pennsylvania (1776): That *the people have a right to bear arms for the defence of themselves and the state*; and as standing armies in the time of peace are dangerous to liberty, they ought not to be kept up; and that the military should be kept under strict subordination, to, and governed by, the civil power. (Simplified in 1790 to read “The right of the citizens to bear arms in defence of themselves and the State shall not be questioned.”)

Vermont (1777): That *the people have a right to bear arms for the defence of themselves and the State* -- and as standing armies in time of peace are dangerous to liberty, they ought not to be kept up; and that the military should be kept under strict subordination to and governed by the civil power.

⁴⁵⁴ David Davis, shadow home secretary, “Row over figures as crime drops 5%”, The Guardian, July 22, 2004

⁴⁵⁵ “Crime in England and Wales 2005/06”, British Home Office, July 2006

Massachusetts (1780): *The people have a right to keep and to bear arms* for the common defence. And as, in time of peace, armies are dangerous to liberty, they ought not to be maintained without the consent of the legislature; and the military power shall always be held in an exact subordination to the civil authority, and be governed by it.

North Carolina (1776): That *the people have a right to bear arms*, for the defence of the State; and, as standing armies, in time of peace, are dangerous to liberty, they ought not to be kept up; and that the military should be kept under strict subordination to, and governed by, the civil power.

We can see in these state constitution clauses the conjoined purposes as viewed by the people at the time the 2nd Amendment was drafted.

Calls for the Right to Keep and Bear Arms from State Ratification Conventions

Five states that ratified the Constitution sent demands for a Bill of Rights to Congress. All these demands included a right to keep and bear arms. The relevant parts of these written demands are:

New Hampshire: Twelfth[:] Congress shall never disarm any Citizen unless such as are or have been in Actual Rebellion.

Virginia: ... Seventeenth, That *the people have a right to keep and bear arms*; that a well regulated Militia composed of the body of the people trained to arms is the proper, natural and safe defence of a free State. That standing armies in time of peace are dangerous to liberty, and therefore ought to be avoided, as far as the circumstances and protection of the Community will admit; and that in all cases the military should be under strict subordination to and governed by the Civil power.

New York: ... That *the People have a right to keep and bear Arms*; that a well regulated Militia, including the body of the People capable of bearing Arms, is the proper, natural and safe defence of a free State; That the Militia should not be subject to Martial Law except in time of War, Rebellion or Insurrection. That Standing Armies in time of Peace are dangerous to Liberty, and ought not to be kept up, except in Cases of necessity; and that at all times, the Military should be under strict Subordination to the civil Power.

North Carolina: Almost identical to Virginia demand, but with "the body of the people, trained to arms" instead of "the body of the people trained to arms."

Rhode Island: Almost identical to Virginia demand, but with "the body of the people capable of bearing arms" instead of "the body of the people trained to arms," and with a "militia shall not be subject to martial law" proviso as in New York.

2nd Amendment drafting and editing

James Madison had the duty of drafting the Bill of Rights from proposed amendments submitted by the states, and most coming from state constitutions. The Bill of Rights went through several revisions. The initial version of the 2nd Amendment read as follows:

The right of the people to keep and bear arms shall not be infringed; a well armed and well regulated militia being the best security of a free country; but no person religiously scrupulous of bearing arms shall be compelled to render military service in person.

The second drafting of the 2nd Amendment saw a rearrangement of the justification and rights clauses, but no change in the intents and purposes therein:

A well regulated militia, composed of the body of the people, being the best security of a free State, ***the right of the people to keep and bear arms shall not be infringed***, but no person religiously scrupulous shall be compelled to bear arms.

Four further revisions removed objectionable concepts (such as the “conscientious objector” clause). It is clear from these origins and first drafts, and from contemporary commentaries on the clause that the original intent was to secure an individual right. The commentaries of St. George Tucker (The American Blackstone) and Supreme Court Justice Joseph Story, both of whom were federal jurists and chronologically close to the authoring of the amendment, bear this out.

Also worth noting are state arms clauses that appeared shortly after ratification of the Bill of Rights, which also reflect the people’s intent:

Kentucky (1792): That ***the right of the citizens to bear arms in defense of themselves*** and the State shall not be questioned.

Tennessee (1796): That the freemen of this State have a right to keep and to bear arms for their common defence.

Kentucky (1799): That ***the rights of the citizens to bear arms in defense of themselves*** and the State shall not be questioned.

Ohio (1802): That ***the people have a right to bear arms for the defence of themselves*** and the State; and as standing armies, in time of peace, are dangerous to liberty, they shall not be kept up, and that the military shall be kept under strict subordination to the civil power.

Indiana (1816): That ***the people have a right to bear arms for the defense of themselves*** and the State, and that the military shall be kept in strict subordination to the civil power.

Mississippi (1817): ***Every citizen has a right to bear arms, in defence of himself*** and the State.

Connecticut (1818): ***Every citizen has a right to bear arms in defense of himself*** and the state.

Maine (1819): Every citizen has a right to keep and bear arms for the common defence; and this right shall never be questioned.

Alabama (1819): That ***every citizen has a right to bear arms in defence of himself*** and the state.

Missouri (1820): That the people have the right peaceably to assemble for their common good, and to apply to those vested with the powers of government for redress of grievances by petition or remonstrance; and that their ***right to bear arms in defence of themselves*** and of the State cannot be questioned.